

# Glass Shade 127

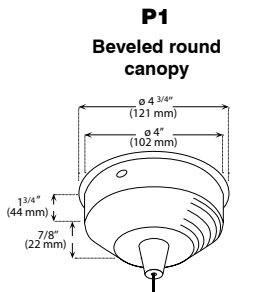
Project	
Notes	
Fixture Type	
Date	

## DESCRIPTION

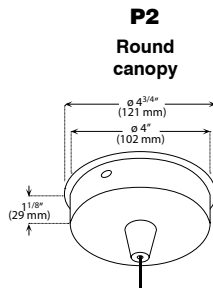
While being classic and casual each and everyone is unique. These very high quality mouth blown glass shades, bring a little sparkle in every room. The various combinations offered allow to personalize your decor and provide a soft lighting.

## CANOPY SPECIFICATIONS

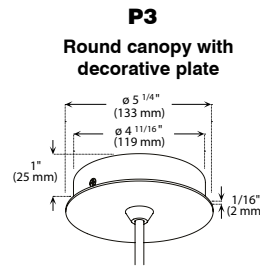
- CANOPY
- P1 and P2 are made of gauge 20 cold rolled steel.
  - P3, PD1, PDR1, PR1 and PR2 are decorative plates made of gauge 14 and 20 cold rolled steel.



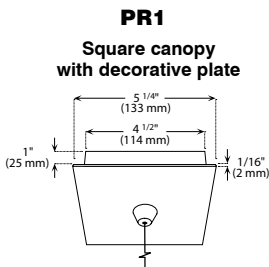
Available in 3 painted colors or 4 plated finishes.



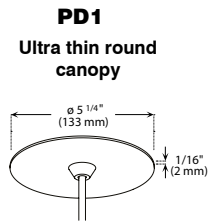
Available in 3 painted colors or 4 plated finishes.



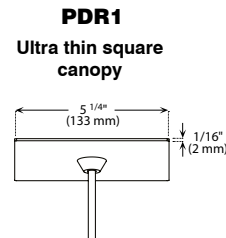
Available in 3 painted colors or 3 plated finishes.



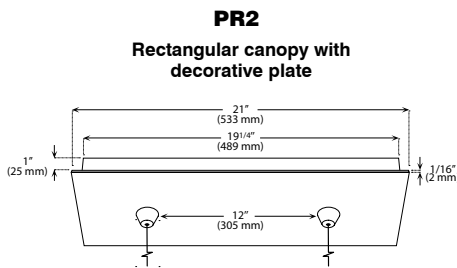
Available in 3 painted colors or 3 plated finishes.



Available in 3 painted colors or 3 plated finishes.



Available in 3 painted colors or 3 plated finishes.



Available in 3 painted colors or 3 plated finishes.



PS127GNEP (Illustrated)

**INSTALLATION** These canopies fit in 4" (102 mm) junction boxes.

- CABLE AND STEM**
- Cables offered in standard lengths of 6' (1,829 mm). Custom length up to 10' (3,048 mm) for 12V cable and 20' (6,096 mm) for 120V cable (available upon request).
  - 5/16" Steel stems matching the canopy color offered in increments from 6" (152 mm) to 48" (1,219 mm).



# Glass Shade 127

Complete unit consists of:  
Canopy + Cable/Stem + Suspension System + Shade

## BI-PIN (GY6.35) AND MR16 SPECIFICATIONS

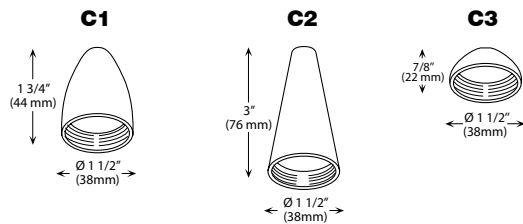
SOCKET	Universal GY6.35/GX5.3
SOURCE	Low Voltage Halogen Lamps Maximum Wattage: 50W Bi-Pin Lamp (included) Shielded MR16 Lamp (not included)
POWER SUPPLY	120V/12V Electronic converter 277V/12V Electronic converter (available only with Bi-Pin and stem)
DIMMING	Compatible with Electronic Low Voltage (ELV) or Incandescent (TRIAC) dimmers
CERTIFICATION	cULus <b>E172892</b>

## G9 SPECIFICATIONS (available only with stem)

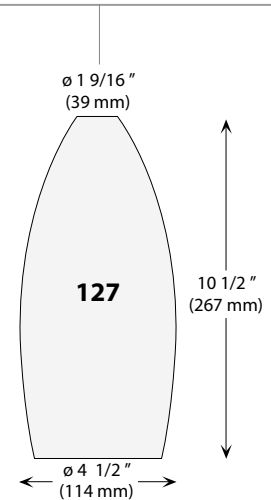
SOCKET	G9 Base
SOURCE	G9 Line Voltage Lamp (not included)
POWER SUPPLY	120V Line Voltage
DIMMING	Compatible with Incandescent (TRIAC) dimmers
CERTIFICATION	cULus <b>E172892</b>

## SUPPORT

CONE Three different shapes are offered. Machined steel cones are painted or plated to match to canopy color.



## DIMENSIONS FOR 127



**CONTRAST**  
LIGHTING

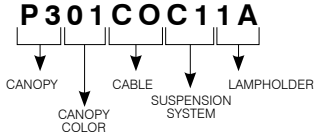
CONTRAST LIGHTING M. L. INC.  
1009 RUE DU PARC-INDUSTRIEL  
LÉVIS QC G6Z 1C5  
CANADA

Tel: 1-888-839-4624  
Fax: 1-877-839-7057  
info@contrastlighting.com  
www.contrastlighting.com

# Glass Shade 127

Complete unit consists of:  
Canopy + Cable/Stem + Suspension System + Shade

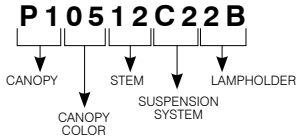
### BI-PIN AND MR16 CANOPY CODIFICATION EXAMPLE



### BI-PIN and MR16 canopy ORDERING CODE

CANOPY	CANOPY COLOR	CABLE OR STEM	SUSPENSION SYSTEM	LAMPHOLDER	VOLTAGE
<b>P1</b>	<b>PAINTED</b>	<b>12V COAXIAL CABLE</b>	<b>CONE</b>	<b>1A</b>	
<b>P2</b>	<b>01</b> White	<b>BK</b> Black	<b>C1</b>	Bi-Pin and MR16	Standard: 120V/12V
<b>P3</b>	<b>02</b> Black	<b>CO</b> Metal	<b>C2</b>		277V/12V
<b>PD1</b>	<b>05</b> Architectural Bronze		<b>C3</b>		(Available only with Bi-Pin and stem)
<b>PDR1</b>		<b>STEM</b>			
<b>PR1</b>	<b>PLATED</b>	<b>06</b> 06"			
<b>PR2</b>	<b>04</b> Chrome	<b>12</b> 12"			
	<b>04BR</b> Brushed Chrome	<b>18</b> 18"			
	<b>12BR</b> Brushed Nickel	<b>24</b> 24"			
	<b>13</b> Satin Nickel	<b>36</b> 36"			
		<b>48</b> 48"			
	(Available only with P1 and P2)	(Stem available only with P1, P2, P3 and PR1)			

### G9 CANOPY CODIFICATION EXAMPLE



### G9 canopy ORDERING CODE

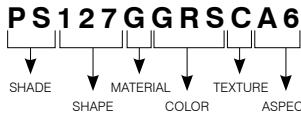
CANOPY	CANOPY COLOR	STEM	SUSPENSION SYSTEM	LAMPHOLDER
<b>P1</b>	<b>PAINTED</b>	<b>STEM</b>	<b>CONE</b>	<b>2B</b> G9
<b>P2</b>	<b>01</b> White	<b>06</b> 06"	<b>C1</b>	
<b>PR1</b>	<b>02</b> Black	<b>12</b> 12"	<b>C2</b>	
	<b>05</b> Architectural Bronze	<b>18</b> 18"	<b>C3</b>	
		<b>24</b> 24"		
	<b>PLATED</b>	<b>36</b> 36"		
	<b>04</b> Chrome	<b>48</b> 48"		
	<b>04BR</b> Brushed Chrome			
	<b>12BR</b> Brushed Nickel			
	<b>13</b> Satin Nickel			
	(Available only with P1 and P2)			



# Glass Shade 127

**Complete unit consists of:  
Canopy + Cable/Stem + Suspension System + Shade**

## GLASS SHADE CODIFICATION EXAMPLE



## Glass Shade ORDERING CODE

SHADE	SHAPE	MATERIAL	COLOR	TEXTURE	ASPECT (Available only with clear texture)
<b>PS</b>	<b>127</b>	<b>G</b>			
<b>PS</b>	<b>127</b>	<b>G</b> Glass	<b>BLS</b> Smoked Blue <b>GRS</b> Smoked Grey <b>M</b> Smoked Amber <b>R</b> Red	<b>C</b> Clear <b>F</b> Frosted interior <b>FF</b> Frosted interior/exterior <b>LK</b> Lake <b>SW</b> Snow	<b>A4</b> Bubbly <b>A6</b> Granite
			<b>N</b> Natural	<b>C</b> Clear <b>FF</b> Frosted interior/exterior <b>LK</b> Lake <b>SW</b> Snow	<b>A4</b> Bubbly <b>A6</b> Granite
			<b>BK</b> Black <b>CAP</b> Cappuccino <b>CHO</b> Chocolate <b>FUR</b> Furia <b>NEP</b> Neptune <b>W</b> White	<b>...</b> Standard: White interior/Glossy exterior <b>FF</b> Frosted interior/exterior	
			<b>EVA</b> Eva <b>VAN</b> Vanilla	<b>C</b> Clear <b>F</b> Frosted interior <b>FF</b> Frosted interior/exterior	