

Glass Shade 027

Project _____

Notes _____

Fixture Type _____

Date _____

DESCRIPTION

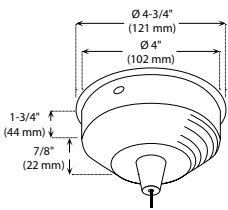
While being classic and casual each and everyone is unique. These very high quality mouth blown glass shapes, bring a little sparkle in every room. The various combinations offered allow to personalize your decor and provide a soft lighting.

CANOPY SPECIFICATIONS

- CANOPY
- P1 and P2 are made of gauge 20 cold rolled steel.
 - P3, PD1, PDR1, PR1 and PR2 are decorative plates made of gauge 14 and 20 cold rolled steel.

P1

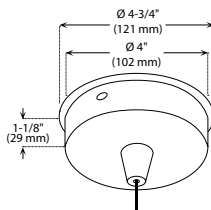
Beveled round canopy



Available in 3 painted colors or 4 plated finishes.

P2

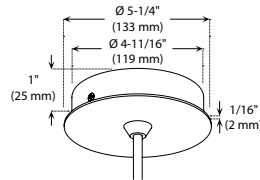
Round canopy



Available in 3 painted colors or 4 plated finishes.

P3

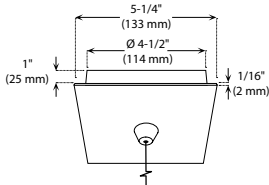
Round canopy with decorative plate



Available in 3 painted colors or 3 plated finishes.

PR1

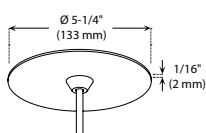
Square canopy with decorative plate



Available in 3 painted colors or 3 plated finishes.

PD1

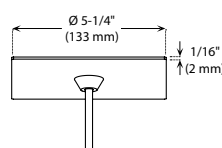
Ultra thin round canopy



Available in 3 painted colors or 3 plated finishes.

PDR1

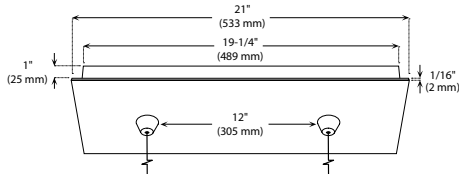
Ultra thin square canopy



Available in 3 painted colors or 3 plated finishes.

PR2

Rectangular canopy with decorative plate



Available in 3 painted colors or 3 plated finishes.



PS027GVANFF (Illustrated)

INSTALLATION These canopies fit in 4" (102 mm) junction boxes.

CABLE AND STEM

- Cables offered in standard lengths of 6' (1,829 mm). Custom length up to 10' (3,048 mm) for 12V cable (available upon request).
- 5/16" Steel stems matching the canopy color offered in increments from 6" (152 mm) to 48" (1,219 mm).



Glass Shade 027

**Complete unit consists of:
Canopy + Cable/Stem + Suspension System + Shade**

BI-PIN (GY6.35) SPECIFICATIONS

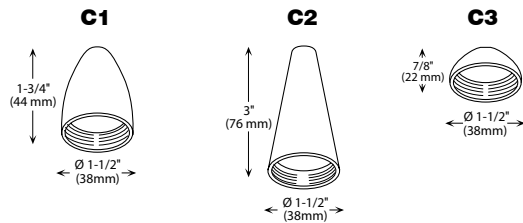
SOCKET	Universal GY6.35/GX5.3
SOURCE	Low Voltage Halogen Lamp Maximum Wattage: 50W Bi-Pin Lamp (included)
POWER SUPPLY	120V/12V Electronic converter 277V/12V Electronic converter (available only with stem)
DIMMING	Compatible with Electronic Low Voltage (ELV) or Incandescent (TRIAC) dimmers
CERTIFICATION	cULus E172892

G9 SPECIFICATIONS (Available only with stem)

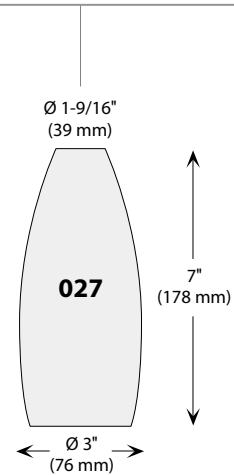
SOCKET	G9 Base
SOURCE	G9 Line Voltage Lamps (not included)
POWER SUPPLY	Line Voltage 120V
DIMMING	Compatible with Incandescent (TRIAC) dimmers
CERTIFICATION	cULus E172892

SUPPORT

CONE Three different shapes are offered. Machined steel cones are painted or plated to match to canopy color.



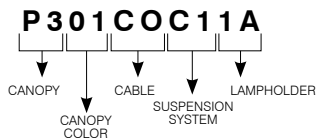
DIMENSIONS FOR 027



Glass Shade 027

**Complete unit consists of:
Canopy + Cable/Stem + Suspension System + Shade**

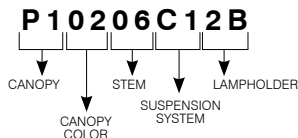
BI-PIN CANOPY CODIFICATION EXAMPLE



BI-PIN canopy ORDERING CODE

CANOPY	CANOPY COLOR	CABLE OR STEM	SUSPENSION SYSTEM	LAMPHOLDER	VOLTAGE
P1	PAINTED	12V COAXIAL CABLE	CONE	1A Bi-Pin	...
P2	01 White	BK Black	C1		Standard: 120V/12V
P3	02 Black	CO Metal	C2		277V/12V
PD1	05 Architectural Bronze		C3		(Available only with stem)
PDR1		STEM			
PR1	PLATED	06 06"			
PR2	04 Chrome	12 12"			
	04BR Brushed Chrome	18 18"			
	12BR Brushed Nickel	24 24"			
	13 Satin Nickel	36 36"			
		48 48"			
	(Available only with P1 and P2)	(Stem available only with P1, P2, P3 and PR1)			

G9 CANOPY CODIFICATION EXAMPLE



G9 canopy ORDERING CODE

CANOPY	CANOPY COLOR	STEM	SUSPENSION SYSTEM	LAMPHOLDER
P1	PAINTED	STEM	CONE	2B G9
P2	01 White	06 06"	C1	
PR1	02 Black	12 12"	C2	
	05 Architectural Bronze	18 18"	C3	
	PLATED	24 24"		
	04 Chrome	36 36"		
	04BR Brushed Chrome	48 48"		
	12BR Brushed Nickel			
	13 Satin Nickel			
	(Available only with P1 and P2)			



