

Leche

Project _____

Notes _____

Fixture Type _____

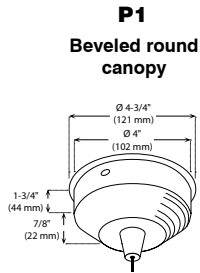
Date _____

DESCRIPTION

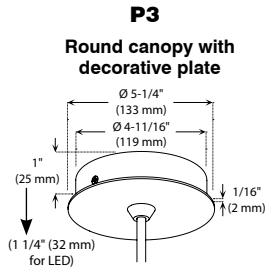
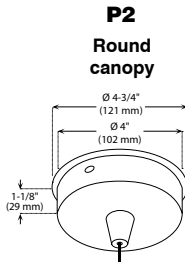
Contrast Lighting designers are always in search of the most original shapes. They have taken the shape of an old milk bottle and combined it with contemporary glass blowing techniques and came up with the Leche Pendants. This graceful pendant mouth blown gives a cozy and warm feel to any environment and is best suited to residential and retail store locations.

CANOPY SPECIFICATIONS

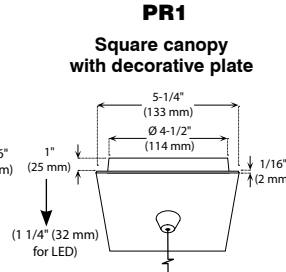
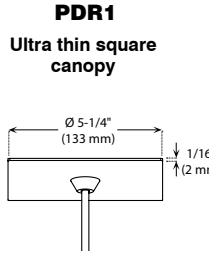
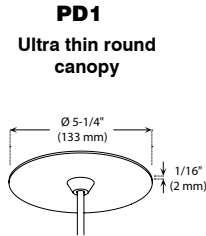
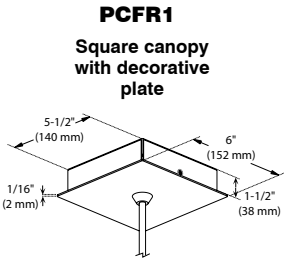
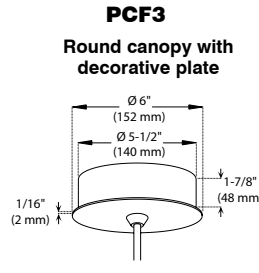
CANOPY - P1 and P2 are made of gauge 20 cold rolled steel.
 - P3, PCF3, PCFR1, PD1, PDR1, PR1 and PR2 are decorative plates made of gauge 14 and 20 cold rolled steel.



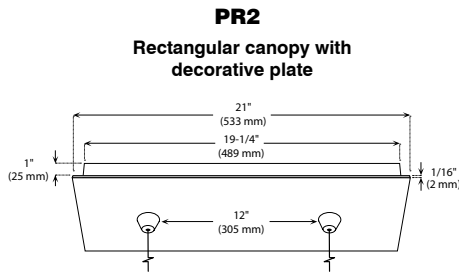
Available in 3 painted colors or 4 plated finishes.



Available in 3 painted colors or 3 plated finishes.



Available in 3 painted colors or 3 plated finishes.



Available in 3 painted colors or 3 plated finishes.



LECHEGRSFF (illustrated)

INSTALLATION These canopies fit in 4" (102 mm) junction boxes.

CABLE AND STEM

- Cables offered in standard lengths of 6' (1,829 mm). Custom length up to 10' (3,048 mm) for 12V cable and 20' (6,096 mm) for 120V cable (available upon request).
- 5/16" Steel stems matching the canopy color offered in increments from 6" (152 mm) to 48" (1,219 mm).



Leche

Complete unit consists of:

Canopy + Cable/Stem + Suspension System + Shade

BI-PIN (GY6.35) AND MR16 SPECIFICATIONS

SOCKET	Universal GY6.35/GX5.3
SOURCE	Low Voltage Halogen Lamps Maximum Wattage: 50W Bi-Pin Lamp (included) Shielded MR16 Lamp (not included)
POWER SUPPLY	120V/12V Electronic converter 277V/12V Electronic converter (available only with Bi-Pin and stem)
DIMMING	Compatible with Electronic Low Voltage (ELV) or Incandescent (TRIAC) dimmers
CERTIFICATION	cULus E172892

MED/E26 SPECIFICATIONS

SOCKET	Medium Base E26
SOURCE	120V Line Voltage 100W maximum Lamp (not included)
POWER SUPPLY	120V Line Voltage
DIMMING	Compatible with Incandescent (TRIAC) dimmers
CERTIFICATION	cULus E172892

G9 SPECIFICATIONS (available only with stem)

SOCKET	G9 Base
SOURCE	G9 Line Voltage Lamp (not included)
POWER SUPPLY	120V Line Voltage
DIMMING	Compatible with Incandescent (TRIAC) dimmers
CERTIFICATION	cULus E172892

GU24 SPECIFICATIONS

SOCKET	"Twist and lock" GU24 Base
SOURCE	GU24 Line Voltage Lamp (not included)
POWER SUPPLY	120V Line Voltage
DIMMING	Consult the lamp manufacturer for the compatible dimmer list.
CERTIFICATION	cULus E303743



CONTRAST
L I G H T I N G

2015-07

1009, rue du Parc Industriel
Lévis (Québec) G6Z 1C5 Canada
Tel.: 1-888-839-4624 Fax: 1-877-839-7057
info@contrastlighting.com
www.contrastlighting.com

© 2015 Contrast Lighting M.L. Inc.
All rights reserved

Contrast Lighting reserves the right to make changes in specifications and/or to discontinue any product at any time without notice or obligation and will not be liable for any consequences resulting from the use of this publication.

Leche

**Complete unit consists of:
Canopy + Cable/Stem + Suspension System + Shade**

FLUORESCENT SPECIFICATIONS

SOURCE	Compact Fluorescent Lamps 13W, 18W, 26W and 32W (not included)
POWER SUPPLY	120V/277V Universal Electronic Ballast
DIMMING	No dimming available
CERTIFICATION	cULus E303743

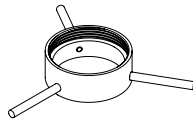
LED SPECIFICATIONS

INSTALLATION	For PD1 and PDR1 canopies a junction box extension is provided.
CRI	90 +
COLOR TEMPERATURE	2,700K or 3,000K
POWER SUPPLY	Magtech Driver, constant current output.
SOURCE	Bridgelux LED arrays 6W. Delivers a lumen maintenance greater than 70% after 50,000 hours of operation (L70). Provide a clean white light without pixilation and produces high quality true color. Inside 3 steps MacAdam ellipse.
LUMENS OUTPUT	270 lumens, 45 lumens/watt
VOLTAGE	120V
WARRANTY	5 year warranty on the LED module and driver
DIMMING	Dimmable with leading edge/forward phase and trailing edge/reverse phase electronic low voltage dimmers, as well as Incandescent (TRIAC) dimmers. Please see Web site for complete compatibility chart.
CERTIFICATION	cULus E357146

SUPPORT

GABY CENTER Gaby Center made of alloy steel.

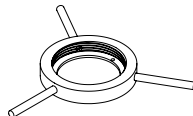
TC



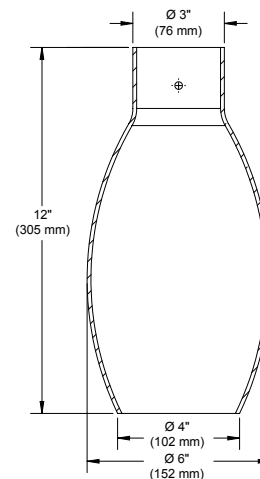
THREADED RING
(only for LED)

Threaded Ring made of high quality aluminum.

RF



LECHE GLASS SHADE



CONTRAST
LIGHTING

2015-07

1009, rue du Parc Industriel
Lévis (Québec) G6Z 1C5 Canada
Tel.: 1-888-839-4624 Fax: 1-877-839-7057
info@contrastlighting.com
www.contrastlighting.com

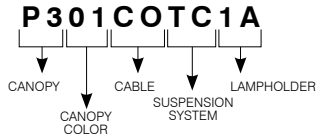
© 2015 Contrast Lighting M.L. Inc.
All rights reserved

Contrast Lighting reserves the right to make changes in specifications and/or to discontinue any product at any time without notice or obligation and will not be liable for any consequences resulting from the use of this publication.

Leche

**Complete unit consists of:
Canopy + Cable/Stem + Suspension System + Shade**

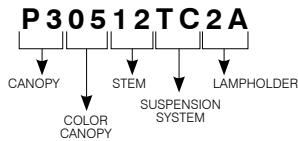
BI-PIN AND MR16 CANOPY CODIFICATION EXAMPLE



BI-PIN and MR16 Canopy ORDERING CODE

CANOPY	CANOPY COLOR	CABLE OR STEM	SUSPENSION SYSTEM	LAMPHOLDER	VOLTAGE
P1	PAINTED	12V COAXIAL CABLE	TC Gaby Center	1A Bi-Pin and MR16	Standard: 120V/12V
P2	01 White	BK Black			277V/12V
P3	02 Black	CO Metal			
PD1	05 Architectural Bronze				
PDR1		STEM			
PR1	PLATED	06 06"			
PR2	04 Chrome	12 12"			
	04BR Brushed Chrome	18 18"			
	12BR Brushed Nickel	24 24"			
	13 Satin Nickel	36 36"			
		48 48"			
	(Available only with P1 and P2)	(Stem available only with P1, P2, P3 and PR1)			(Available only with Bi-Pin and stem)

MED/E26 CANOPY CODIFICATION EXAMPLE



MED/E26 Canopy ORDERING CODE

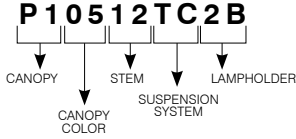
CANOPY	CANOPY COLOR	CABLE AND STEM	SUSPENSION SYSTEM	LAMPHOLDER
P1	PAINTED	120V CABLE	TC Gaby Center	2A MED/E26
P2	01 White	BK Black		
P3	02 Black	WH White		
PD1	05 Architectural Bronze			
PDR1		FABRIC		
PR1	PLATED	BKT Black		
PR2	04 Chrome	ST Silver		
	04BR Brushed Chrome	OT Orange		
	12BR Brushed Nickel	RT Red		
	13 Satin Nickel	BRT Brown		
	(Available only with P1 and P2)	BBT Brown/Beige		
		(Stem available only with P1, P2, P3 and PR1)		



Leche

**Complete unit consists of:
Canopy + Cable/Stem + Suspension System + Shade**

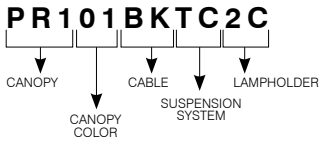
G9 CANOPY CODIFICATION EXAMPLE



G9 Canopy ORDERING CODE

CANOPY	CANOPY COLOR	STEM	SUSPENSION SYSTEM	LAMPHOLDER
P1	PAINTED	STEM	TC	2B
P2	01 White	06 06"	TC Gaby Center	2B G9
PR1	02 Black	12 12"		
	05 Architectural Bronze	18 18"		
	24 24"	36 36"		
	48 48"			
	PLATED			
	04 Chrome			
	04BR Brushed Chrome			
	12BR Brushed Nickel			
	13 Satin Nickel			
	(Available only with P1 and P2)			

GU24 CANOPY CODIFICATION EXAMPLE



GU24 Canopy ORDERING CODE

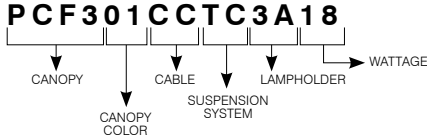
CANOPY	CANOPY COLOR	CABLE OR STEM	SUSPENSION SYSTEM	LAMPHOLDER
P3	PAINT	120V CABLE	TC	2C
PD1	01 White	BK Black	TC Gaby Center	2C GU24
PDR1	02 Black	WH White		
PR1	05 Architectural Bronze			
	PLATED	FABRIC		
	04BR Brushed Chrome	BK Black		
	12BR Brushed Nickel	ST Silver		
	13 Satin Nickel	OT Orange		
		RT Red		
		BRT Brown		
		BBT Brown/Beige		
		(Stem available only with P3 and PR1)		



Leche

Complete unit consists of:
Canopy + Cable/Stem + Suspension System + Shade

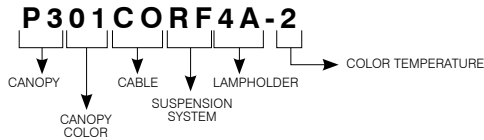
FLUORESCENT CANOPY CODIFICATION EXAMPLE



Fluorescent Canopy ORDERING CODE

CANOPY	CANOPY COLOR	CABLE AND STEM	SUSPENSION SYSTEM	LAMPHOLDER	WATTAGE
PCFR1 PCF3	PAINT	CABLE	TC	3A	
	01 White	BK Black	TC Gaby Center	3A Compact Fluorescent	13 13W DTT G24q-1
	02 Black	CC Clear			18 18W DTT G24q-2 18W TTT GX24q-2
	05 Architectural Bronze	STEM			42 26W DTT G24q-3 26W TTT GX24q-3 32W TTT GX24q-3 42W TTT GX24q-4
	PLATED	06 06"			
	04BR Brushed Chrome	12 12"			
	12BR Brushed Nickel	18 18"			
	13 Satin Nickel	24 24"			
		36 36"			
		48 48"			

LED CANOPY CODIFICATION EXAMPLE



LED Canopy ORDERING CODE

CANOPY	CANOPY COLOR	CABLE OR STEM	SUSPENSION SYSTEM	LAMPHOLDER	COLOR TEMPERATURE
P3	PAINT	CABLE	RF	4A	
PD1 PDR1 PR1	01 White	BK Black	RF Threaded Ring	4A LED	-2 2,700K
	02 Black	CO Metal			-3 3,000K
	05 Architectural Bronze	STEM			
	PLATED	06 06"			
	04BR Brushed Chrome	12 12"			
	12BR Brushed Nickel	18 18"			
	13 Satin Nickel	24 24"			
		36 36"			
		48 48"			

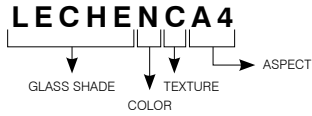
(Stem available only with P3 and PR1)



Leche

**Complete unit consists of:
Canopy + Cable/Stem + Suspension System + Shade**

GLASS SHADE CODIFICATION EXAMPLE



Glass Shade ORDERING CODE

SHADE	COLOR	TEXTURE	ASPECTS (Available only with clear texture)	PINS
LECHE				
LECHE	BLS Smoked Blue GRS Smoked Grey M Smoked Amber	C Clear F Frosted interior FF Frosted interior/exterior ICE Ice LK Lake STR Striped SW Snow	A4 Bubbly A6 Granite	... Standard -TM Steel pins (only with LED source)
R	Red	C Clear F Frosted interior FF Frosted interior/exterior ICE Ice LK Lake SW Snow	A4 Bubbly A6 Granite	
N	Natural	C Clear FF Frosted interior/exterior ICE Ice LK Lake STR Striped SW Snow	A4 Bubbly A6 Granite	
BK CAP CHO FUR NEP W	Black Cappuccino Chocolate Furia Neptune White	... Standard: White interior/Glossy exterior FF Frosted interior/exterior		
EVA VAN	Eva Vanilla	C Clear F Frosted interior FF Frosted interior/exterior		

