

# Pendant Lamp DB1-G

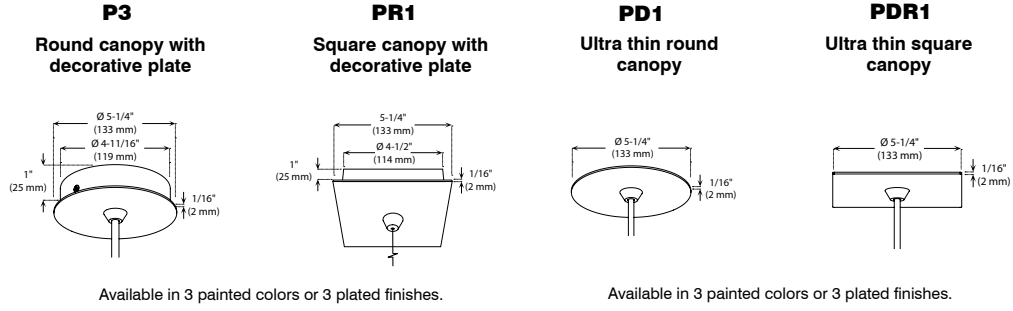
Project \_\_\_\_\_  
 Notes \_\_\_\_\_  
 Fixture Type \_\_\_\_\_  
 Date \_\_\_\_\_

## DESCRIPTION

The unusual Plumen lamp inspired Contrast Lighting to design a luminaire that would show it off inside a clear glass shade. The Plumen is a low energy lamp that is dynamic and appears sculpted when compared to other low energy lamps.

## SPECIFICATIONS

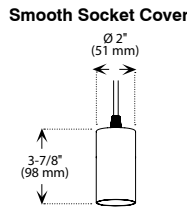
**CANOPY** - P3, PD1, PDR1 and PR1 Decorative plates are made of gauge 14 cold rolled steel, canopy is made of gauge 20 steel.



**INSTALLATION** These canopies fit in 4" (102 mm) junction boxes.

**CABLE AND STEM** Cables offered in 6' standard lengths. Custom length up to 20' available upon request. Cables offered with a choice of 6 fabrics colors. 5/16" Steel stems matching the canopy color offered in increments from 6" (152 mm) to 48" (1,219 mm).

**SOCKET COVER** Smooth socket cover made of 18 gauge aluminum. Nickel finish.



**COLOR TEMPERATURE** 2,700K (Warm White)

**SOCKET** Medium Base E26

**SOURCE** Plumen 001 lamp, Compact Fluorescent 11 watts (included), 680 lumens

**POWER SUPPLY** 120V Line Voltage

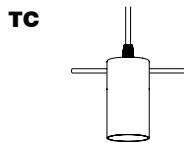
**DIMMING** Not dimmable



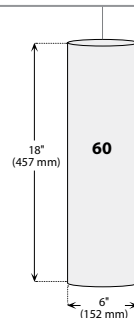
PS6018GNC-DLDB1 (included) (illustrated)

## SUPPORT

**GABY** Gaby is made of 10/18 lead-alloy steel. Nickel finish.



## GABY GLASS SHADE

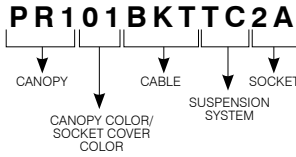


# Pendant Lamp DB1-G

Complete unit consists of:

Canopy + Cable + Suspension System + Shade

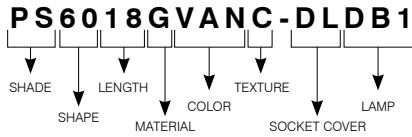
## CANOPY CODIFICATION EXAMPLE



## Canopy ORDERING CODE

CANOPY	CANOPY COLOR/SOCKET COVER COLOR	CABLE OR STEM	SUSPENSION SYSTEM	SOCKET
<b>P3</b>	<b>PAINT</b>	<b>CABLE</b>	<b>TC</b>	<b>2A</b>
<b>PD1</b>	<b>01</b> White	<b>CABLE STANDARD</b>	<b>TC</b> Gaby Center	<b>2A</b> E26 MEDIUM BASE
<b>PDR1</b>	<b>02</b> Black	<b>WH</b> White		
<b>PR1</b>	<b>05</b> Architectural Bronze	<b>BK</b> Black		
	<b>PLATED</b>	<b>STEM</b>		
	<b>04BR</b> Brushed Chrome	<b>06</b> 06"		
	<b>12BR</b> Brushed Nickel	<b>12</b> 12"		
	<b>13</b> Satin Nickel	<b>18</b> 18"		
		<b>24</b> 24"		
		<b>36</b> 36"		
		<b>48</b> 48"		
		(Stem available only with P3 and PR1)		
		<b>FABRIC</b>		
		<b>BKT</b> Black		
		<b>ST</b> Silver		
		<b>OT</b> Orange		
		<b>RT</b> Red		
		<b>BRT</b> Brown		
		<b>BBT</b> Brown/Beige		

## GLASS SHADE CODIFICATION EXAMPLE



## ORDERING CODE for Glass Shade

SHADE	SHAPE	LENGTH (INCHES)	MATERIAL	GLASS COLOR	TEXTURE	SOCKET COVER	LAMP (INCLUDED)
<b>PS</b>	<b>60</b>	<b>18</b>	<b>G</b>	<b>C</b>	<b>-DL</b>	<b>DB1</b>	
<b>PS</b>	<b>60</b>	<b>18</b> 18 inches	<b>G</b> Glass	<b>EVA</b> Eva	<b>C</b> Clear	<b>-DL</b> Smooth Socket Cover	<b>DB1</b> Plumen 001
				<b>N</b> Natural			
				<b>VAN</b> Vanilla			
				<b>NICE</b> Natural Ice			

