

Ardito LED - A4SWW

4" Series

Ultra-Thin Profile Square Wall Wash Trim

Project _____

Notes _____

Fixture Type _____

Date _____



WITH FLANGE

A4SWW-1111 - XXX (illustrated)



FLANGELESS TRIM

A4SWW-TR11 - XXX (illustrated)

Square, 4" high efficiency wall wash dimmable LED. May be installed with a low profile ultra-thin flange or flangeless trim in configuration for insulated, non-insulated and remodel (non-IC) ceilings.



SPECIFICATIONS

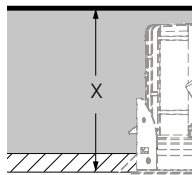
COLOR TEMPERATURES 2,700K - 3,000K - 3,500K - 4,000K

CRI 90+

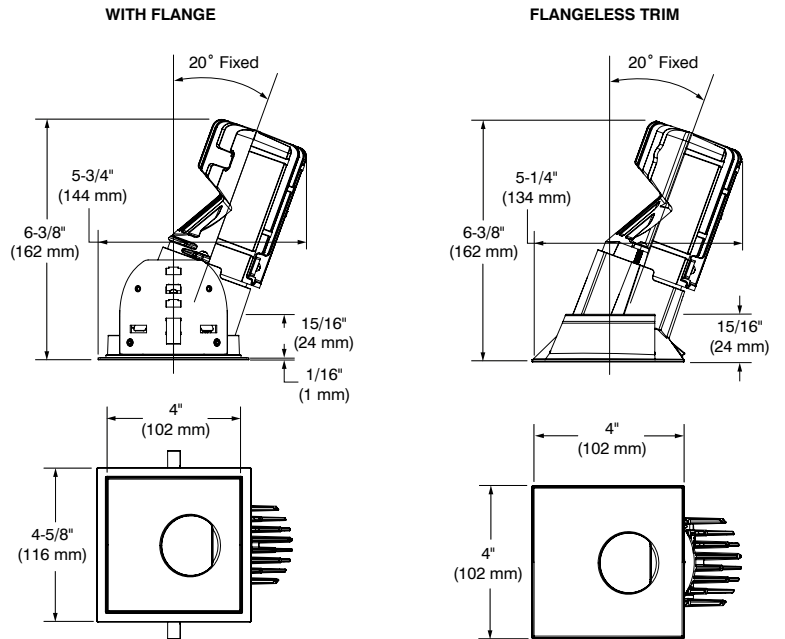
POWER SUPPLY 120V - 277V
 One driver model available in two performances (14W and 23W) and offering 2 dimming options:
 ELV: 120V (14W and 23W) (120V only)
 0-10V: 120V (14W and 23W) (120V only)
 Consult housing specification sheet for more details

Requires a 6-1/2" (165 mm) clearance beyond the ceiling level for standard using and 7" (178 mm) for Lumenetix option using 0.036" (0.91 mm) galvanized steel housing

HOUSING DETAILS Perfect fit into ceiling



Each part of the housing should be at LEAST 3" (76 mm) from insulation (non-IC configurations)
 Can fit in ceilings up to 1-1/2" (38 mm) thick
 Junction box is accessible from below the ceiling for ease of maintenance



Ardito LED - A4SWW

4" Series

Ultra-Thin Profile Square Wall Wash Trim



SPECIFICATIONS (CONT'D)

	Remodel Housing	New Construction Housing	Insulated Housing	Ceiling thickness suggested for insulated housing as a using standard and Lumenetix option.
COMPATIBLE HOUSINGS	Performance 1	REA4V1	NWA4SV1	* ISA4SV1
	Performance 2	REA4V2	NWA4SV2	* ISA4SV2
	Lumenetix	REA4VL	NWA4SVL	** ISA43SVL

* Ceiling thickness must be at least 1/2" (13 mm) for insulated housing as a using standard.
** Ceiling thickness must be at least 1" (25 mm) for insulated housing with Lumenetix option.

For dimming, please visit our Web site frequently to find our dimmer compatibility list: www.contrastlighting.com

MUD-IN-PLATE

MIPA4S (sold separately)
Consult housing specification sheet for more details.

DELIVERED LUMENS

Performance 1 (14W) Standard: 442.8 lumens @ 3,000K, 32.5 lm/W
Performance 2 (23W) Standard: 629.3 lumens @ 3,000K, 46 lm/W
Lumenetix (12,5W): up to 700 lumens

LIGHT ENGINE

Standard:

Lumileds Luxeon CoB 1205 GEN2 and CoB 1203 GEN2 (Spot Beam Only) deliver a lumen maintenance greater than 70% after 50,000 hours of operation (L_{70}). Provide a high quality true color and a clean white light without hot spots. Color binning within 3 steps on MacAdam ellipse which surpasses ANSI binning requirements.

Lumenetix Warm Dimming:

Lumenetix Araya DDM1 Dynamic Dimming Module delivers dimmable white light that warms as it dims, reproducing dimming conditions of a halogen lamp. It allows the user to change the color temperature from 3,050K at full intensity to 1,800K at minimum intensity all this while ensuring a 90+ CRI over the full dimming range.

Lumenetix: 120V - 277V (12.5W)

Lumenetix Color Tuning:

Lumenetix Araya CTM1 Color Tuning Module allows the user to program millions of color combinations using a user-friendly Bluetooth application available on iOS mobile devices. The application allows programming of different scenes, colors, and color temperatures while the day-to-day control is ensured by standard 0-10V wall mounted dimmers. 90+ CRI.

Lumenetix: 120V - 277V (12.5W)

TRIM FINISHES

Powder coated paint or plated die formed steel.

Different finishes available: 24K Gold Plated **(-03)**, Chrome **(-04)**, Brushed Chrome **(-04BR)**, Matte White **(-11)**, Brushed Nickel **(-12BR)**, Satin Nickel **(-13)**, Antique Nickel **(-17)**, Matte Black **(-22)**

FLANGELESS TRIM

Steel mud-in-plate for flangeless trim, allows you to apply plaster up to Ardito fixture opening edges.
For this option, please refer to ordering code.

REFLECTOR FINISHES

Painted

Matte White **(11)** Anodized **(AN)**
* Matte Black **(22)**

* Recommended for optimum Wall Wash result

CONTRASTE

Ardito LED - A4SWW

4" Series

Ultra-Thin Profile Square Wall Wash Trim



SPECIFICATIONS (CONT'D)

OPTIC SYSTEM	<p>Choice of available lenses: Standard - Frosted / Frosted (included) Lens (for replacement): Standard - Frosted / Frosted (refer to page 7 for more details)</p> <p>* Consult .ies files on our Website for more details.</p>
HEAT SINK	High quality aluminum injected heat sink ensuring maximum heat dissipation.
THERMAL PROTECTION	<p>Performance 1: TC 212°F (100°C) Performance 2: TC 212°F (100°C) Lumenetix: TC 194°F (90°C)</p>
CEILING CUTOUT	<p>4-1/4" (108 mm) x 4-1/4" (108 mm)</p> <p>Included: Cardbord cutout template Optional: Reusable steel cutout template for square trim (TEMP-SQ)</p>
CERTIFICATION	<ul style="list-style-type: none"> cULus E343977 for damp locations Certified Air Tight ASTM E283
WARRANTY	<p>1 year on components against manufacturing defects 5 years on LED arrays and drivers</p>

CONTRASTE

1009, rue du Parc Industriel
 Lévis (Québec) G6Z 1C5 Canada
 Tel.: 1-888-839-4624
 Fax.: 1-877-839-7057
 contrastlighting.com
 info@contrastlighting.com

© 2017 Contrast Lighting M.L. Inc.
 All rights reserved

Contrast Lighting M.L. Inc. reserves the right to make changes in specifications and/or to discontinue any product at any time without notice or obligation and will not be liable for any consequences resulting from the use of this publication.

Ardito LED - A4SWW

4" Series

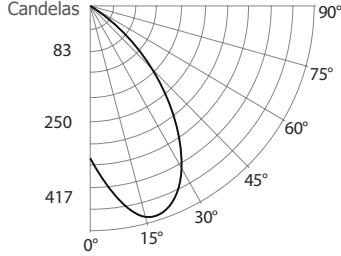
Ultra-Thin Profile Square Wall Wash Trim

PHOTOMETRIC DATA



3,000K, 90+ CRI, Flood, Performance 1

CANDLEPOWER DISTRIBUTION



LIGHT CONE

Distance	FC	DIA
04'	21.5	4.0'
08'	5.4	8.1'
12'	2.4	12.1'
16'	1.3	16.2'

Beam: 54°
Beam Edge defined as 50% of Maximum Nadir Candle-power.

LUMINAIRE

Performance 1 LED	3,000K Flood	
CBCP / Lumens	494	/ 442.8
Watts	120V	277V
	13.2W	13.7W
Operating AMPS	0.11A	0.05A
Lumen Maintenance	L70 @ 50,000 Hrs	
CRI	90+	
Lumens/Watt	32.5	
Spacing Criteria	0.95	

COEFFICIENT OF UTILIZATION - %

Ceiling Reflect %	80		50		30		
Wall Reflect %	50	30	50	30	50	30	
RCR	0	112	112	105	105	100	100
	2	94	90	89	86	86	84
	4	79	73	76	71	74	70
	6	67	61	65	59	63	59
	8	58	51	56	51	55	50
	10	50	44	49	44	48	43

Zonal Cavity Method
Effective Floor Cavity Reflectance 20%

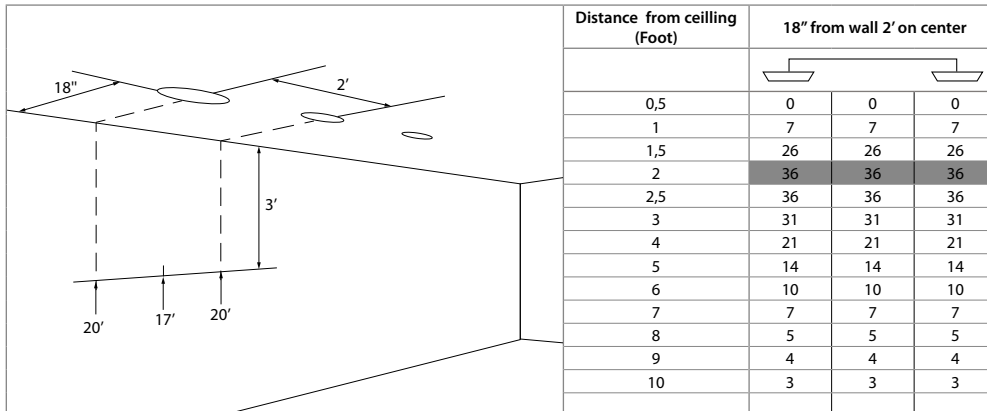
ZONAL LUMEN SUMMARY

ZONE	LUMENS	%LUMINAIRE
0-30	230.1	52%
0-40	333.2	75.2%
0-60	434.8	98.2%
60-90	8.0	1.8%
0-180	442.8	100%

CANDELAS DISTRIBUTION

DEGREES/ VERTICAL	CANDELAS	DEGREES/ VERTICAL	CANDELAS
0	343	40	278
5	404	50	125
10	458	60	46
15	487	70	3
20	486	80	0
25	461	90	0
30	413		

Footcandles On Wall - Performance 1



Note: Footcandles Data

CONTRASTE

Ardito LED - A4SWW

4" Series

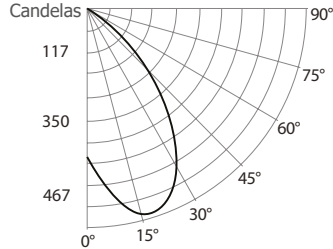
Ultra-Thin Profile Square Wall Wash Trim

PHOTOMETRIC DATA



3,000K, 90+ CRI, Flood, Performance 2

CANDLEPOWER DISTRIBUTION



LIGHT CONE

Distance	FC	DIA
06'	29.4	4.1'
08'	7.4	8.2'
10'	3.3	12.3'
12'	1.2	16.3'

Beam: 54°
Beam Edge defined as 50% of Maximum Nadir Candle-power.

LUMINAIRE

Performance 2 LED	3,000K Flood	
CBCP / Lumens	691	/ 629.3
Watts	120V	277V
	13.63W	13.97W
Operating AMPS	0.11A	0.05A
Lumen Maintenance	L70 @ 50,000 Hrs	
CRI	90+	
Lumens/Watt	46.17	
Spacing Criteria	0.95	

COEFFICIENT OF UTILIZATION - %

Ceiling Reflect %	80		50		30	
Wall Reflect %	50	30	50	30	50	30
RCR 0	112	112	104	104	100	100
2	94	89	89	86	86	83
4	79	72	75	70	73	69
6	67	60	64	59	63	58
8	57	51	55	50	54	49
10	50	44	49	43	48	43

Zonal Cavity Method
Effective Floor Cavity Reflectance 20%

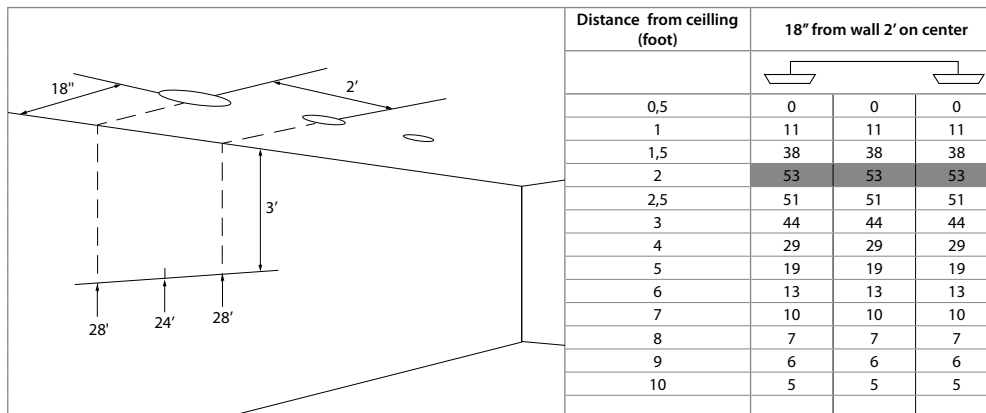
ZONAL LUMEN SUMMARY

ZONE	LUMENS	%LUMINAIRE
0-30	319.9	50.8%
0-40	468	74.3%
0-60	618.1	98.1%
60-90	11.8	1.9%
0-90	629.9	100%

CANDELAS DISTRIBUTION

DEGREES/ VERTICAL	CANDELAS	DEGREES/ VERTICAL	CANDELAS
0	471	40	398
5	555	50	188
10	633	60	68
15	679	70	3
20	683	80	0
25	651	90	0
30	584		

Footcandles On Wall - Performance 2



Note: Footcandles Data

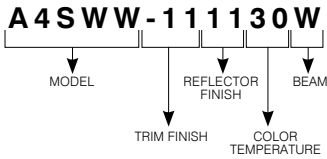
CONTRASTE

Ardito LED - A4SWW

4" Series

Ultra-Thin Profile Square Wall Wash Trim

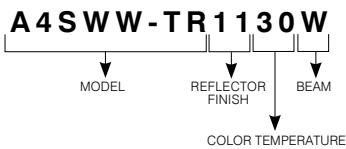
TRIM WITH FLANGE CODIFICATION EXAMPLE



TRIM WITH FLANGE ORDERING CODE **A4SWW**

MODEL	TRIM FINISHES	REFLECTOR FINISHES	COLOR TEMPERATURES	BEAM
A4SWW				W
A4SWW	-03 24K Gold Plated	Painted	27 2,700K	W Flood (42°)
	-04 Chrome	11 Matte White	30 3,000K	
	-04BR Brushed Chrome	*22 Matte Black	35 3,500K	
	-11 Matte White	AN Anodized	40 4,000K	
	-12BR Brushed Nickel		CT Color Tuning	
	-13 Satin Nickel	* Recommended for optimum Wall Wash result	WD Warm Dimming	
	-17 Antique Nickel			
	-22 Matte Black			

FLANGELESS TRIM OPTION CODIFICATION EXAMPLE



FLANGELESS TRIM OPTION ORDERING CODE **A4SWW-TR** (see next page for mud-in-plate ordering code)

MODEL	REFLECTOR FINISHES	COLOR TEMPERATURES	BEAM
A4SWW-TR			W
A4SWW-TR	Painted	27 2,700K	W Flood (42°)
	11 Matte White	30 3,000K	
	*22 Matte Black	35 3,500K	
	AN Anodized	40 4,000K	
		CT Color Tuning	
	* Recommended for optimum Wall Wash result	WD Warm Dimming	

Ardito LED - A4SWW

4" Series

Ultra-Thin Profile Square Wall Wash Trim



ORDERING CODE **for lenses replacement**

Frosted / Frosted: **317285** (included)

ORDERING CODE **for Mud-in-Plate**

MIPA4S

Consult housing specification sheet for more details.

CONTRASTE

1009, rue du Parc Industriel
Lévis (Québec) G6Z 1C5 Canada
Tel.: 1-888-839-4624
Fax.: 1-877-839-7057
contrastlighting.com
info@contrastlighting.com

© 2017 Contrast Lighting M.L. Inc.
All rights reserved

Contrast Lighting M.L. Inc. reserves the right to make changes in specifications and/or to discontinue any product at any time without notice or obligation and will not be liable for any consequences resulting from the use of this publication.