

SPECIFICATION SHEET

# Ardito LED - A3SAR

## 3-1/2" Series

### Ultra-Thin Profile Square Adjustable Regressed Trim

Project \_\_\_\_\_

Notes \_\_\_\_\_

Fixture Type \_\_\_\_\_

Date \_\_\_\_\_



**WITH FLANGE**

A3SAR-1111 - XXX (illustrated)



**FLANGELESS TRIM**

A3SAR-TR11 - XXX (illustrated)

Square, adjustable, 3-1/2" high efficiency regressed dimmable LED. Adjustable and lockable from below the ceiling. Provides up to 30° tilt. May be installed with a low profile ultra-thin flange or flangeless trim in configuration for insulated, non-insulated and remodel (non-IC) ceilings.



### SPECIFICATIONS


**COLOR TEMPERATURES** 2,700K - 3,000K - 3,500K - 4,000K

**CRI** 90+

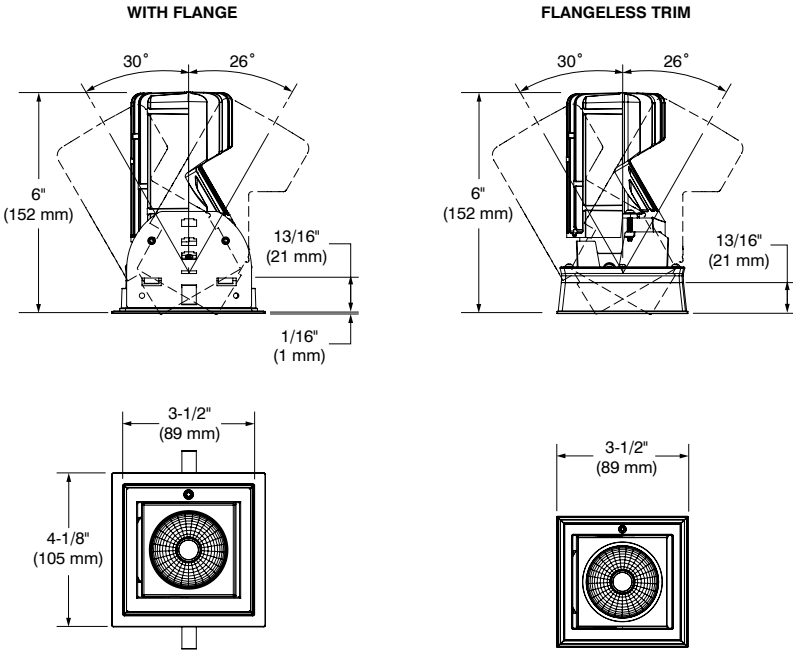
**POWER SUPPLY** 120V - 277V  
 One driver model available in two performances (14W and 23W) and offering 2 dimming options:  
 ELV: 120V (14W and 23W) (120V only)  
 0-10V: 120V (14W and 23W) (120V only)  
 Consult housing specification sheet for more details

Requires a 6-1/2" (165 mm) clearance beyond the ceiling level for standard using and 7" (178 mm) for Lumenetix option using.  
 0.036" (0.91 mm) galvanized steel housing

**HOUSING DETAILS** Perfect fit into ceiling



Each part of the housing should be at LEAST 3" (76 mm) from insulation (non-IC configurations)  
 Can fit in ceilings up to 1-1/2" (38 mm) thick  
 Junction box is accessible from below the ceiling for ease of maintenance



# CONTRASTE

# Ardito LED - A3SAR

3-1/2" Series

## Ultra-Thin Profile Square Adjustable Regressed Trim



### SPECIFICATIONS (CONT'D)

	Remodel Housing	New Construction Housing	Insulated Housing	Ceiling thickness suggested for insulated housing as a using standard and Lumenetix option.
COMPATIBLE HOUSING	<b>Performance 1</b>	REA3V1	NWA3SV1	* ISA3SV1
	<b>Performance 2</b>	REA3V2	NWA3SV2	* ISA3SV2
	<b>Lumenetix</b>	REA3VL	NWA3SVL	** ISA3SVL

\* Ceiling thickness must be at least 1/4" (6.4 mm) for insulated housing as a using standard.  
 \*\* Ceiling thickness must be at least 3/4" (19 mm) for insulated housing with Lumenetix option.

For dimming, please visit our Web site frequently to find our dimmer compatibility list: [www.contrastlighting.com](http://www.contrastlighting.com)

#### MUD-IN-PLATE

**MIPA3S** (sold separately)  
Consult housing specification sheet for more details.

#### DELIVERED LUMENS

**Performance 1 (14W) Standard:** 1,356 lumens @ 3,000K, 96 lm/W  
**Performance 2 (23W) Standard:** 1,923 lumens @ 3,000K, 81 lm/W  
**Lumenetix (12,5W):** up to 700 lumens

#### LIGHT ENGINE

##### Standard:

Lumileds Luxeon CoB 1205 GEN2 and CoB 1203 GEN2 (Spot Beam Only) deliver a lumen maintenance greater than 70% after 50,000 hours of operation (L<sub>70</sub>). Provide a high quality true color and a clean white light without hot spots. Color binning within 3 steps on MacAdam ellipse which surpasses ANSI binning requirements.

##### Lumenetix Warm Dimming:

Lumenetix Araya DDM1 Dynamic Dimming Module delivers dimmable white light that warms as it dims, reproducing dimming conditions of a halogen lamp. It allows the user to change the color temperature from 3,050K at full intensity to 1,800K at minimum intensity all this while ensuring a 90+ CRI over the full dimming range.  
Lumenetix: 120V - 277V (12.5W)

##### Lumenetix Color Tuning:

Lumenetix Araya CTM1 Color Tuning Module allows the user to program millions of color combinations using a user-friendly Bluetooth application available on iOS mobile devices. The application allows programming of different scenes, colors, and color temperatures while the day-to-day control is ensured by standard 0-10V wall mounted dimmers. 90+ CRI.  
Lumenetix: 120V - 277V (12.5W)

#### TRIM FINISH

Powder coated paint or plated die formed steel.  
Different finishes available: 24K Gold Plated (-03), Chrome (-04), Brushed Chrome (-04BR), Matte White (-11), Brushed Nickel (-12BR), Satin Nickel (-13), Antique Nickel (-17), Matte Black (-22)

#### FLANGELESS TRIM

Steel mud-in-plate for flangeless trim, allows you to apply plaster up to Ardito fixture opening edges.  
For this option, please refer to ordering code.

# CONTRASTE

## SPECIFICATION SHEET

**Ardito LED - A3SAR**

3-1/2" Series

**Ultra-Thin Profile Square Adjustable Regressed Trim**

## SPECIFICATIONS (CONT'D)

REFLECTOR FINISH	<b>Painted</b>	
	Matte White <b>(11)</b>	Anodized <b>(AN)</b>
Matte Black <b>(22)</b>	Black <b>(BK)</b>	

Interchangeable optional optical reflectors and lenses available to customize your lighting.

**Choice of available lenses:** Standard - No lens included

**Lens (sold separately):** Clear, Frosted, Honeycombs, Linear, Pismatic, Solite (refer to page 8 for more details)

**Optical reflectors available:** Spot, Narrow Flood, Flood (refer to page 8 for more details)

## OPTIC SYSTEM

	<b>Standard</b>	<b>Lumenetix</b>
Spot <b>(S)</b>	15°	Not available
Narrow Flood <b>(M)</b>	30°	33°
Flood <b>(W)</b>	42°	44°

\* Average beams shown. Consult .ies files on our Website for more details.

AJUSTABILITY	Tilt: 26° and 30° (2 ways) Locking device: choose aiming angle then tighten the screw to lock both axis into position from below the ceiling.
--------------	--

HEAT SINK	High quality aluminum injected heat sink ensuring maximum heat dissipation.
-----------	---

THERMAL PROTECTION	Performance 1 : TC 212°F (100°C) Performance 2 : TC 212°F (100°C) Lumenetix : TC 194°F (90°C)
--------------------	---

**ø 3-3/4" (95 mm) x ø 3-3/4" (95 mm)**

CEILING CUTOUT	<b>Included:</b> Cardbord cutout template <b>Optional:</b> Reusable steel cutout template for square trim <b>(TEMP-SQ)</b>
----------------	---

CERTIFICATION	• cULus <b>E343977</b> for damp locations
---------------	---

WARRANTY	1 year on components against manufacturing defects 5 years on LED arrays and drivers
----------	---

**CONTRASTE**

1009, rue du Parc Industriel  
Lévis (Québec) G6Z 1C5 Canada  
Tel.: 1-888-839-4624  
Fax.: 1-877-839-7057  
contrastlighting.com  
info@contrastlighting.com

© 2017 Contrast Lighting M.L. Inc.  
All rights reserved

Contrast Lighting M.L. Inc. reserves the right to make changes in specifications and/or to discontinue any product at any time without notice or obligation and will not be liable for any consequences resulting from the use of this publication.

# Ardito LED - A3SAR

3-1/2" Series

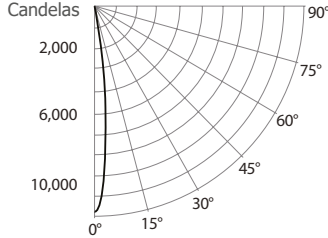
Ultra-Thin Profile Square Adjustable Regressed Trim

PHOTOMETRIC DATA



**3,000K, 90+ CRI, Spot, Performance 1**

**CANDLEPOWER DISTRIBUTION**



**LIGHT CONE**

Distance	FC	DIA
06'	5.4	2.1'
08'	130.5	2.7'
10'	83.5	3.4'
12'	58	4.1'
14'	42.6	4.8'
16'	32.6	5.5'

**Beam: 15°**  
Beam Edge defined as 50% of Maximum Nadir Candle-power.

**LUMINAIRE**

<b>Performance 1 LED</b>	3,000K Spot
<b>CBCP / Lumens</b>	11,753 / 1,356.2
<b>Watts</b>	<b>120V 277V</b> 14.08W 14.32W
<b>Operating AMPS</b>	0.12A 0.051A
<b>Lumen Maintenance</b>	L70 @ 50,000 Hrs
<b>CRI</b>	90+
<b>Lumens/Watt</b>	96.3
<b>Spacing Criteria</b>	0.5

**COEFFICIENT OF UTILIZATION - %**

Ceiling Reflect %	80			50			30		
Wall Reflect %	50	30	50	30	50	30	50	30	
<b>RCR</b>	0	119	119	111	111	106	106	106	
	2	109	106	104	102	101	99		
	4	101	97	98	95	96	94		
	6	95	91	93	90	92	89		
	8	90	86	89	86	88	85		
	10	86	82	85	82	84	81		

**Zonal Cavity Method**  
Effective Floor Cavity Reflectance 20%

**ZONAL LUMEN SUMMARY**

ZONE	LUMENS	%LUMINAIRE
0-30	1,327.6	97.9%
0-40	1,356.1	100%
0-60	1,356.2	100%
60-90	0.0	0%
0-90	1,356.2	100%

**MULTIPLE UNIT DATA - (RCR 2)**

SPACING ON CENTER	INITIAL FOOTCANDLES	WATTS/ SQ. FT.
5'	65	0.59
6'	37	0.33
7'	25	0.23
8'	25	0.23
9'	16	0.15

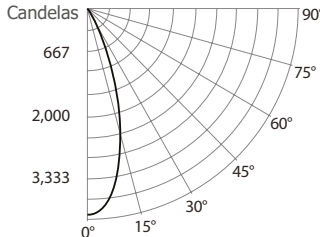
38' x 38' x 10' Room. Workplan located 2-1/2' (30").  
Reflectance factor 80%/50%/30%

**CANDELAS DISTRIBUTION**

DEGREES/ VERTICAL	CANDELAS	DEGREES/ VERTICAL	CANDELAS
0	11,753	40	0
5	8,353	50	0
10	3,936	60	0
15	836	70	0
20	490	80	0
25	204	90	0
30	0		

**3,000K, 90+ CRI, Narrow Flood, Performance 1**

**CANDLEPOWER DISTRIBUTION**



**LIGHT CONE**

Distance	FC	DIA
06'	109.4	3.4'
08'	61.6	4.5'
10'	39.4	5.7'
12'	27.4	6.8'
14'	20.1	7.9'
16'	15.4	9.1'

**Beam: 32°**  
Beam Edge defined as 50% of Maximum Nadir Candle-power.

**LUMINAIRE**

<b>Performance 1 LED</b>	3,000K Narrow Flood
<b>CBCP / Lumens</b>	3,940 / 1,294.3
<b>Watts</b>	<b>120V 277V</b> 13.63W 13.97W
<b>Operating AMPS</b>	0.11A 0.05A
<b>Lumen Maintenance</b>	L70 @ 50,000 Hrs
<b>CRI</b>	90+
<b>Lumens/Watt</b>	94.63
<b>Spacing Criteria</b>	0.92

**COEFFICIENT OF UTILIZATION - %**

Ceiling Reflect %	80			50			30		
Wall Reflect %	50	30	50	30	50	30	50	30	
<b>RCR</b>	0	119	119	111	111	106	106	106	
	2	107	104	102	100	99	97		
	4	97	93	94	91	93	90		
	6	90	85	88	84	86	83		
	8	83	79	82	78	81	78		
	10	78	73	77	73	76	72		

**Zonal Cavity Method**  
Effective Floor Cavity Reflectance 20%

**ZONAL LUMEN SUMMARY**

ZONE	LUMENS	%LUMINAIRE
0-30	1,236.5	95.5%
0-40	1,294.2	100%
0-60	1,294.3	100%
60-90	0.0	0%
0-90	1,294.3	100%

**MULTIPLE UNIT DATA - (RCR 2)**

SPACING ON CENTER	INITIAL FOOTCANDLES	WATTS/ SQ. FT.
5'	61	0.59
6'	34	0.33
7'	24	0.23
8'	24	0.23
9'	15	0.15

38' x 38' x 10' Room. Workplan located 2-1/2' (30").  
Reflectance factor 80%/50%/30%

**CANDELAS DISTRIBUTION**

DEGREES/ VERTICAL	CANDELAS	DEGREES/ VERTICAL	CANDELAS
0	3,940	40	2
5	3,712	50	0
10	3,055	60	0
15	2,111	70	0
20	1,232	80	0
25	644	90	0
30	293		

# CONTRASTE

1009, rue du Parc Industriel  
Lévis (Québec) G6Z 1C5 Canada  
Tel.: 1-888-839-4624  
Fax.: 1-877-839-7057  
contrastlighting.com  
info@contrastlighting.com

© 2017 Contrast Lighting M.L. Inc.  
All rights reserved

Contrast Lighting M.L. Inc. reserves the right to make changes in specifications and/or to discontinue any product at any time without notice or obligation and will not be liable for any consequences resulting from the use of this publication.

# Ardito LED - A3SAR

3-1/2" Series

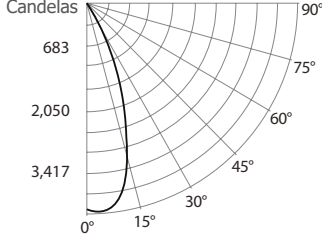
Ultra-Thin Profile Square Adjustable Regressed Trim

PHOTOMETRIC DATA



### 3,000K, 90+ CRI, Flood, Performance 1

#### CANDLEPOWER DISTRIBUTION



#### LIGHT CONE

Distance	FC	DIA
06'	5.4	3.8'
08'	42.1	5.1'
10'	26.9	6.4'
12'	18.7	7.7'
14'	13.7	9.0'
16'	10.5	10.2'

Beam: 40°  
Beam Edge defined as 50% of Maximum Nadir Candle-power.

#### LUMINAIRE

Performance 1 LED	3,000K Flood	
CBCP / Lumens	2,692	1,257.3
Watts	120V	277V
	13.63W	13.97W
Operating AMPS	0.11A	0.05A
Lumen Maintenance	L70 @ 50,000 Hrs	
CRI	90+	
Lumens/Watt	92.24	
Spacing Criteria	0.98	

#### COEFFICIENT OF UTILIZATION - %

Ceiling Reflect %	80		50		30		
Wall Reflect %	50	30	50	30	50	30	
RCR	0	119	119	111	111	106	106
	2	106	103	101	99	98	96
	4	96	91	93	89	91	88
	6	87	82	85	81	84	80
	8	80	75	78	74	78	74
	10	74	69	73	69	72	68

Zonal Cavity Method  
Effective Floor Cavity Reflectance 20%

#### ZONAL LUMEN SUMMARY

ZONE	LUMENS	%LUMINAIRE
0-30	1,170.6	93.1%
0-40	1,255.4	99.9%
0-60	1,257.3	100%
60-90	0.0	0%
0-90	1,257.3	100%

#### MULTIPLE UNIT DATA - (RCR 2)

SPACING ON CENTER	INITIAL FOOTCANDLES	WATTS/SQ. FT.
5'	59	0.58
6'	33	0.33
7'	23	0.23
8'	23	0.23
9'	15	0.15

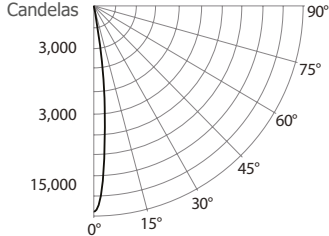
38' x 38' x 10' Room. Workplan located 2-1/2' (30").  
Reflectance factor 80%/50%/30%

#### CANDELAS DISTRIBUTION

DEGREES/VERTICAL	CANDELAS	DEGREES/VERTICAL	CANDELAS
0	2,692	40	11
5	2,715	50	0
10	2,508	60	0
15	1,952	70	0
20	1,329	80	0
25	847	90	0
30	391		

### 3,000K, 90+ CRI, Spot, Performance 2

#### CANDLEPOWER DISTRIBUTION



#### LIGHT CONE

Distance	FC	DIA
06'	5.4	1.6'
08'	269.4	2.2'
10'	172.4	2.7'
12'	119.7	3.2'
14'	88	3.8'
16'	67.3	4.3'

Beam: 15°  
Beam Edge defined as 50% of Maximum Nadir Candle-power.

#### LUMINAIRE

Performance 2 LED	3,000K Spot	
CBCP / Lumens	17,240	1,923.2
Watts	120V	277V
	23.69W	24.01W
Operating AMPS	0.19A	0.086A
Lumen Maintenance	L70 @ 50,000 Hrs	
CRI	90+	
Lumens/Watt	81.18	
Spacing Criteria	0.5	

#### COEFFICIENT OF UTILIZATION - %

Ceiling Reflect %	80		50		30		
Wall Reflect %	50	30	50	30	50	30	
RCR	0	121	121	113	113	108	108
	2	110	107	105	103	103	101
	4	103	99	100	97	98	95
	6	96	93	94	91	93	91
	8	91	88	90	87	89	86
	10	87	84	86	83	86	83

Zonal Cavity Method  
Effective Floor Cavity Reflectance 20%

#### ZONAL LUMEN SUMMARY

ZONE	LUMENS	%LUMINAIRE
0-30	1,883.2	97.9%
0-40	1,922.6	100%
0-60	1,923.0	100%
60-90	0.0	0%
0-90	1,923.2	100%

#### MULTIPLE UNIT DATA - (RCR 2)

SPACING ON CENTER	INITIAL FOOTCANDLES	WATTS/SQ. FT.
5'	92	1.02
6'	52	0.57
7'	36	0.4
8'	36	0.4
9'	23	0.25

38' x 38' x 10' Room. Workplan located 2-1/2' (30").  
Reflectance factor 80%/50%/30%

#### CANDELAS DISTRIBUTION

DEGREES/VERTICAL	CANDELAS	DEGREES/VERTICAL	CANDELAS
0	17,240	40	1
5	12,102	50	0
10	5,541	60	0
15	2,109	70	0
20	1,173	80	0
25	699	90	0
30	278		

# CONTRASTE

1009, rue du Parc Industriel  
Lévis (Québec) G6Z 1C5 Canada  
Tel.: 1-888-839-4624  
Fax.: 1-877-839-7057  
contrastlighting.com  
info@contrastlighting.com

© 2017 Contrast Lighting M.L. Inc.  
All rights reserved

Contrast Lighting M.L. Inc. reserves the right to make changes in specifications and/or to discontinue any product at any time without notice or obligation and will not be liable for any consequences resulting from the use of this publication.

# Ardito LED - A3SAR

3-1/2" Series

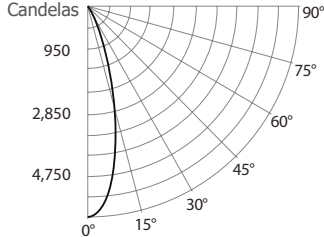
Ultra-Thin Profile Square Adjustable Regressed Trim

PHOTOMETRIC DATA



**3,000K, 90+ CRI, Narrow Flood, Performance 2**

**CANDLEPOWER DISTRIBUTION**



**LIGHT CONE**

Distance	FC	DIA
06'	5.4	3.4'
08'	89.0	4.5'
10'	57.0	5.6'
12'	39.6	6.8'
14'	29.1	7.9'
16'	22.3	9.0'

Beam: 32°  
Beam Edge defined as 50% of Maximum Nadir Candle-power.

**LUMINAIRE**

Performance 2 LED	3,000K	Narrow Flood
CBCP / Lumens	5,699	/ 1,868.7
Watts	120V	277V
	23.05W	23.29W
Operating AMPS	0.19A	0.08A
Lumen Maintenance	L70 @ 50,000 Hrs	
CRI	90+	
Lumens/Watt	81.07	
Spacing Criteria	0.89	

**COEFFICIENT OF UTILIZATION - %**

Ceiling Reflect %	80		50		30		
Wall Reflect %	50	30	50	30	50	30	
RCR	0	119	119	111	111	106	106
	2	107	104	102	100	99	97
	4	97	93	94	91	93	90
	6	90	85	88	84	86	83
	8	83	79	82	78	81	78
	10	78	73	77	73	76	72

Zonal Cavity Method  
Effective Floor Cavity Reflectance 20%

**ZONAL LUMEN SUMMARY**

ZONE	LUMENS	%LUMINAIRE
0-30	1,785.1	95.5%
0-40	1,868.5	100%
0-60	1,868.7	100%
60-90	0.0	0%
0-90	1,868.7	100%

**MULTIPLE UNIT DATA - (RCR 2)**

SPACING ON CENTER	INITIAL FOOTCANDLES	WATTS/SQ. FT.
5'	88	1.01
6'	50	0.57
7'	35	0.39
8'	35	0.39
9'	22	0.25

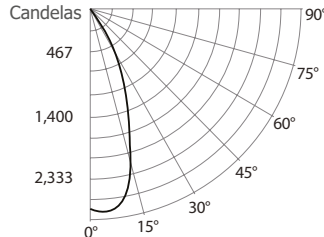
38' x 38' x 10' Room. Workplan located 2-1/2' (30").  
Reflectance factor 80%/50%/30%

**CANDELAS DISTRIBUTION**

DEGREES/VERTICAL	CANDELAS	DEGREES/VERTICAL	CANDELAS
0	5,699	40	2
5	5,377	50	0
10	4,410	60	0
15	3,039	70	0
20	1,777	80	0
25	931	90	0
30	407		

**3,000K, 90+ CRI, Flood, Performance 2**

**CANDLEPOWER DISTRIBUTION**



**LIGHT CONE**

Distance	FC	DIA
06'	5.4	4.3'
08'	62.7	5.8'
10'	40.1	7.2'
12'	27.9	8.7'
14'	20.5	10.1'
16'	15.7	11.5'

Beam: 40°  
Beam Edge defined as 50% of Maximum Nadir Candle-power.

**LUMINAIRE**

Performance 2 LED	3,000K	Flood
CBCP / Lumens	4,012	/ 1,878.2
Watts	120V	277V
	23.05W	23.29W
Operating AMPS	0.19A	0.08A
Lumen Maintenance	L70 @ 50,000 Hrs	
CRI	90+	
Lumens/Watt	81.48	
Spacing Criteria	0.98	

**COEFFICIENT OF UTILIZATION - %**

Ceiling Reflect %	80		50		30		
Wall Reflect %	50	30	50	30	50	30	
RCR	0	119	119	111	111	106	106
	2	106	103	101	99	98	96
	4	96	91	93	89	91	88
	6	87	82	85	81	84	80
	8	80	75	78	74	78	74
	10	74	69	73	69	72	68

Zonal Cavity Method  
Effective Floor Cavity Reflectance 20%

**ZONAL LUMEN SUMMARY**

ZONE	LUMENS	%LUMINAIRE
0-30	1,747.1	93%
0-40	1,875.4	99.8%
0-60	1,878.2	100%
60-90	0.0	0%
0-90	1,878.2	100%

**MULTIPLE UNIT DATA - (RCR 2)**

SPACING ON CENTER	INITIAL FOOTCANDLES	WATTS/SQ. FT.
5'	88	1.01
6'	50	0.57
7'	34	0.39
8'	34	0.39
9'	22	0.25

38' x 38' x 10' Room. Workplan located 2-1/2' (30").  
Reflectance factor 80%/50%/30%

**CANDELAS DISTRIBUTION**

DEGREES/VERTICAL	CANDELAS	DEGREES/VERTICAL	CANDELAS
0	4,012	40	19
5	4,053	50	0
10	3,761	60	0
15	2,915	70	0
20	1,974	80	0
25	1,268	90	0
30	582		

# CONTRASTE

1009, rue du Parc Industriel  
Lévis (Québec) G6Z 1C5 Canada  
Tel.: 1-888-839-4624  
Fax.: 1-877-839-7057  
contrastlighting.com  
info@contrastlighting.com

© 2017 Contrast Lighting M.L. Inc.  
All rights reserved

Contrast Lighting M.L. Inc. reserves the right to make changes in specifications and/or to discontinue any product at any time without notice or obligation and will not be liable for any consequences resulting from the use of this publication.

SPECIFICATION SHEET

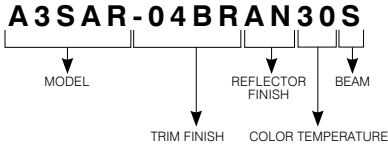
# Ardito LED - A3SAR

3-1/2" Series

## Ultra-Thin Profile Square Adjustable Regressed Trim



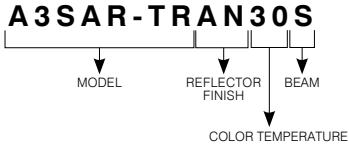
### TRIM WITH FLANGE CODIFICATION EXAMPLE



### TRIM WITH FLANGE ORDERING CODE **A3SAR**

MODEL	TRIM FINISHES	REFLECTOR FINISHES	COLOR TEMPERATURES	BEAMS
<b>A3SAR</b>				
<b>A3SAR</b>	<b>-03</b> 24K Gold Plated	<b>Painted</b>	<b>27</b> 2,700K	<b>S</b> Spot (15°)
	<b>-04</b> Chrome	<b>11</b> Matte White	<b>30</b> 3,000K	<b>M</b> Narrow Flood (30°)
	<b>-04BR</b> Brushed Chrome	<b>22</b> Matte Black	<b>35</b> 3,500K	<b>W</b> Flood (42°)
	<b>-11</b> Matte White	<b>AN</b> Anodized	<b>40</b> 4,000K	
	<b>-12BR</b> Brushed Nickel	<b>BK</b> Black		
	<b>-13</b> Satin Nickel		<b>CT</b> Color Tuning (only with Narrow Flood and Flood beams)	
	<b>-17</b> Antique Nickel			
	<b>-22</b> Matte Black		<b>WD</b> Warm Dimming (only with Narrow Flood and Flood beams)	

### FLANGELESS TRIM OPTION CODIFICATION EXAMPLE



### FLANGELESS TRIM OPTION ORDERING CODE **A3SAR-TR** (see next page for mud-in-plate ordering code)

MODEL	REFLECTOR FINISHES	COLOR TEMPERATURES	BEAMS
<b>A3SAR-TR</b>			
<b>A3SAR-TR</b>	<b>Painted</b>	<b>27</b> 2,700K	<b>S</b> Spot (15°)
	<b>11</b> Matte White	<b>30</b> 3,000K	<b>M</b> Narrow Flood (30°)
	<b>22</b> Matte Black	<b>35</b> 3,500K	<b>W</b> Flood (42°)
	<b>AN</b> Anodized	<b>40</b> 4,000K	
	<b>BK</b> Black		
		<b>CT</b> Color Tuning (only with Narrow Flood and Flood beams)	
		<b>WD</b> Warm Dimming (only with Narrow Flood and Flood beams)	

# CONTRASTE

# Ardito LED - A3SAR

3-1/2" Series

## Ultra-Thin Profile Square Adjustable Regressed Trim



### ORDERING CODE for lenses and reflectors replacement

For future on-site modifications of the light distribution.

#### Lenses (to modify light diffusion)

Clear: **104036**                      Prismatic: **104039**  
Frosted: **317240**                      Honeycombs: **104040**  
Linear: **104037**  
Solite: **104038**

#### Reflectors (to modify the beam angle)

For a Spot: **103942**  
For a Narrow Flood: **103912**  
For a Flood: **103943**

### ORDERING CODE for Mud-in-Plate

#### MIPA3S

Consult housing specification sheet for more details.

# CONTRASTE