

SPECIFICATION SHEET

# Ardito LED - A3RAR

3-1/2" Series


## Ultra-Thin Profile Round Adjustable Regressed Trim

Project \_\_\_\_\_

Notes \_\_\_\_\_


Fixture Type \_\_\_\_\_

Date \_\_\_\_\_



**WITH FLANGE**

A3RAR-11CL - XXX (illustrated)



**FLANGELESS TRIM**

A3RAR-TRCL - XXX (illustrated)

Round, adjustable, 3-1/2" high efficiency regressed dimmable LED. Adjustable and lockable from below the ceiling. Provides up to 30° tilt and 359° rotation. May be installed with a low profile ultra-thin flange or flangeless trim in configuration for insulated, non-insulated and remodel (non-IC) ceilings.

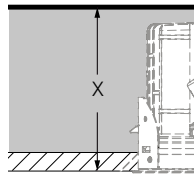


### SPECIFICATIONS

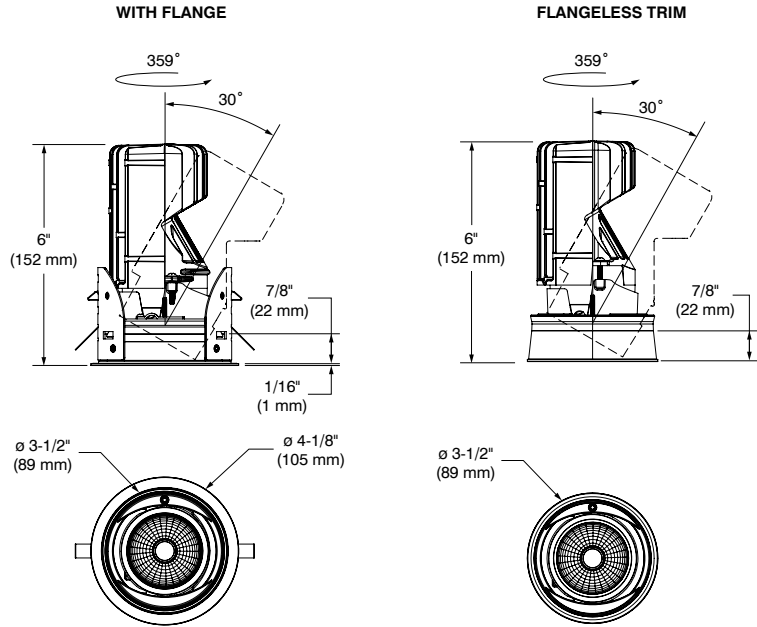
COLOR TEMPERATURES	2,700K - 3,000K - 3,500K - 4,000K
CRI	90+
POWER SUPPLY	120V - 277V One driver model available in two performances (14W and 23W) and offering 2 dimming options: ELV: 120V (14W and 23W) (120V only) 0-10V: 120V (14W and 23W) (120V only) Consult housing specification sheet for more details

Requires a 6-1/2" (165 mm) clearance beyond the ceiling level for standard using and 7" (178 mm) for Lumenetix option using.  
0.036" (0.91 mm) galvanized steel housing

HOUSING DETAILS  
Perfect fit into ceiling



Each part of the housing should be at LEAST 3" (76 mm) from insulation (non-IC configurations)  
Can fit in ceilings up to 1-1/2" (38 mm) thick  
Junction box is accessible from below the ceiling for ease of maintenance



# CONTRASTE

1009, rue du Parc Industriel  
Lévis (Québec) G6Z 1C5 Canada  
Tel.: 1-888-839-4624  
Fax.: 1-877-839-7057  
contrastlighting.com  
info@contrastlighting.com

© 2017 Contrast Lighting M.L. Inc.  
All rights reserved

Contrast Lighting M.L. Inc. reserves the right to make changes in specifications and/or to discontinue any product at any time without notice or obligation and will not be liable for any consequences resulting from the use of this publication.

# Ardito LED - A3RAR

3-1/2" Series

## Ultra-Thin Profile Round Adjustable Regressed Trim



### SPECIFICATIONS (CONT'D)

	Remodel Housing	New Construction Housing	Insulated Housing	Ceiling thickness suggested for insulated housing as a using standard and Lumenetix option.
COMPATIBLE HOUSINGS	<b>Performance 1</b>	REA3V1	NWA3RV1	* ISA3RV1
	<b>Performance 2</b>	REA3V2	NWA3RV2	* ISA3RV2
	<b>Lumenetix</b>	REA3VL	NWA3RVL	** ISA3RVL

\* Ceiling thickness must be at least 1/4" (6.4 mm) for insulated housing as a using standard.

\*\* Ceiling thickness must be at least 3/4" (19 mm) for insulated housing with Lumenetix option.

For dimming, please visit our Web site frequently to find our dimmer compatibility list:  
[www.contrastlighting.com](http://www.contrastlighting.com)

#### MUD-IN-PLATE

**MIPA3R** (sold separately)  
 Consult housing specification sheet for more details.

#### DELIVERED LUMENS

**Performance 1 (14W) Standard:** 1,356 lumens @ 3,000K, 93 lm/W  
**Performance 2 (23W) Standard:** 1,923 lumens @ 3,000K, 81 lm/W  
**Lumenetix (12,5W):** up to 700 lumens

#### LIGHT ENGINE

**Standard:**

Lumileds Luxeon CoB 1205 GEN2 and CoB 1203 GEN2 (Spot Beam Only) deliver a lumen maintenance greater than 70% after 50,000 hours of operation (L<sub>70</sub>). Provide a high quality true color and a clean white light without hot spots. Color binning within 3 steps on MacAdam ellipse which surpasses ANSI binning requirements.

**Lumenetix Warm Dimming:**

Lumenetix Araya DDM1 Dynamic Dimming Module delivers dimmable white light that warms as it dims, reproducing dimming conditions of a halogen lamp. It allows the user to change the color temperature from 3,050K at full intensity to 1,800K at minimum intensity all this while ensuring a 90+ CRI over the full dimming range.  
 Lumenetix: 120V - 277V (12.5W)

**Lumenetix Color Tuning:**

Lumenetix Araya CTM1 Color Tuning Module allows the user to program millions of color combinations using a user-friendly Bluetooth application available on iOS mobile devices. The application allows programming of different scenes, colors, and color temperatures while the day-to-day control is ensured by standard 0-10V wall mounted dimmers. 90+ CRI.  
 Lumenetix: 120V - 277V (12.5W)

#### TRIM FINISHES

Powder coated paint or plated die formed steel.  
 Different finishes available: 24K Gold Plated **(-03)**, Chrome **(-04)**, Brushed Chrome **(-04BR)**, Matte White **(-11)**, Brushed Nickel **(-12BR)**, Satin Nickel **(-13)**, Antique Nickel **(-17)**, Matte Black **(-22)**

#### FLANGELESS TRIM

Steel mud-in-plate for flangeless trim, allows you to apply plaster up to Ardito fixture opening edges.  
 For this option, please refer to ordering code.

# CONTRASTE

1009, rue du Parc Industriel  
 Lévis (Québec) G6Z 1C5 Canada  
 Tel.: 1-888-839-4624  
 Fax.: 1-877-839-7057  
 contrastlighting.com  
 info@contrastlighting.com

© 2017 Contrast Lighting M.L. Inc.  
 All rights reserved

Contrast Lighting M.L. Inc. reserves the right to make changes in specifications and/or to discontinue any product at any time without notice or obligation and will not be liable for any consequences resulting from the use of this publication.

# Ardito LED - A3RAR

3-1/2" Series

## Ultra-Thin Profile Round Adjustable Regressed Trim



### SPECIFICATIONS (CONT'D)

REFLECTOR FINISHES	<b>Specular</b>	<b>Painted</b>	
	Clear <b>(CL)</b>	Matte White <b>(11)</b>	Anodized <b>(AN)</b>
		Matte Black <b>(22)</b>	

Interchangeable optional optical reflectors and lenses available to customize your lighting.

**Choice of available lenses:** Standard - No lens included

**Lens (sold separately):** Clear, Frosted, Honeycombs, Linear, Pismatic, Solite

**Optical reflectors available:** Spot, Narrow Flood, Flood (refer to page 8 for more details)

#### OPTIC SYSTEM

	<b>Standard</b>	<b>Lumenetix</b>
Spot <b>(S)</b>	15°	Not available
Narrow Flood <b>(M)</b>	30°	30°
Flood <b>(W)</b>	42°	42°

\* Average beams shown. Consult .ies files on our Website for more details.

#### AJUSTABILITY

Swivel: 359°

Tilt: 30° (1 way)

Locking device: choose aiming angle then tighten the screw to lock both axis into position from below the ceiling.

#### HEAT SINK

High quality aluminum injected heat sink ensuring maximum heat dissipation.

#### THERMAL PROTECTION

Performance 1: TC 212°F (100°C)

Performance 2: TC 212°F (100°C)

Lumenetix: TC 194°F (90°C)

#### CEILING CUTOUT

ø 3-3/4" (95 mm)

#### CERTIFICATION

• cULus **E343977** for damp locations

#### WARRANTY

1 year on components against manufacturing defects

5 years on LED arrays and drivers

# CONTRASTE

1009, rue du Parc Industriel  
Lévis (Québec) G6Z 1C5 Canada  
Tel.: 1-888-839-4624  
Fax.: 1-877-839-7057  
contrastlighting.com  
info@contrastlighting.com

© 2017 Contrast Lighting M.L. Inc.  
All rights reserved

Contrast Lighting M.L. Inc. reserves the right to make changes in specifications and/or to discontinue any product at any time without notice or obligation and will not be liable for any consequences resulting from the use of this publication.

# Ardito LED - A3RAR

3-1/2" Series

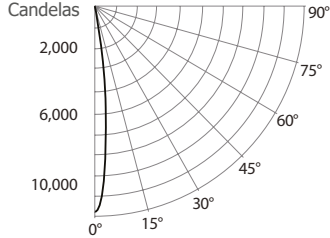
Ultra-Thin Profile Round Adjustable Regressed Trim

PHOTOMETRIC DATA



**3,000K, 90+ CRI, Spot, Performance 1**

**CANDLEPOWER DISTRIBUTION**



**LIGHT CONE**

Distance	FC	DIA
06'	5.4	2.1'
08'	130.5	2.7'
10'	83.5	3.4'
12'	58	4.1'
14'	42.6	4.8'
16'	32.6	5.5'

**Beam: 15°**  
Beam Edge defined as 50% of Maximum Nadir Candle-power.

**LUMINAIRE**

<b>Performance 1 LED</b>	3,000K Spot
<b>CBCP / Lumens</b>	11,753 / 1,356.2
<b>Watts</b>	<b>120V 277V</b> 14.08W 14.32W
<b>Operating AMPS</b>	0.12A 0.051A
<b>Lumen Maintenance</b>	L70 @ 50,000 Hrs
<b>CRI</b>	90+
<b>Lumens/Watt</b>	96.3
<b>Spacing Criteria</b>	0.5

**COEFFICIENT OF UTILIZATION - %**

Ceiling Reflect %	80			50			30		
Wall Reflect %	50	30	50	30	50	30	50	30	50
<b>RCR</b>	0	119	119	111	111	106	106	106	106
	2	109	106	104	102	101	99	99	99
	4	101	97	98	95	96	94	94	94
	6	95	91	93	90	92	89	89	89
	8	90	86	89	86	88	85	85	85
	10	86	82	85	82	84	81	81	81

**Zonal Cavity Method**  
Effective Floor Cavity Reflectance 20%

**ZONAL LUMEN SUMMARY**

ZONE	LUMENS	%LUMINAIRE
0-30	1,327.6	97.9%
0-40	1,356.1	100%
0-60	1,356.2	100%
60-90	0.0	0%
0-90	1,356.2	100%

**MULTIPLE UNIT DATA - (RCR 2)**

SPACING ON CENTER	INITIAL FOOTCANDLES	WATTS/ SQ. FT.
5'	65	0.59
6'	37	0.33
7'	25	0.23
8'	25	0.23
9'	16	0.15

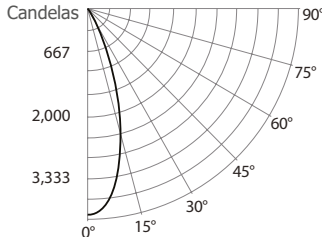
38' x 38' x 10' Room. Workplan located 2-1/2' (30").  
Reflectance factor 80%/50%/30%

**CANDELAS DISTRIBUTION**

DEGREES/ VERTICAL	CANDELAS	DEGREES/ VERTICAL	CANDELAS
0	11,753	40	0
5	8,353	50	0
10	3,936	60	0
15	836	70	0
20	490	80	0
25	204	90	0
30	0		

**3,000K, 90+ CRI, Narrow Flood, Performance 1**

**CANDLEPOWER DISTRIBUTION**



**LIGHT CONE**

Distance	FC	DIA
06'	109.4	3.4'
08'	61.6	4.5'
10'	39.4	5.7'
12'	27.4	6.8'
14'	20.1	7.9'
16'	15.4	9.1'

**Beam: 32°**  
Beam Edge defined as 50% of Maximum Nadir Candle-power.

**LUMINAIRE**

<b>Performance 1 LED</b>	3,000K Narrow Flood
<b>CBCP / Lumens</b>	3,940 / 1,294.3
<b>Watts</b>	<b>120V 277V</b> 13.63W 13.97W
<b>Operating AMPS</b>	0.11A 0.05A
<b>Lumen Maintenance</b>	L70 @ 50,000 Hrs
<b>CRI</b>	90+
<b>Lumens/Watt</b>	94.63
<b>Spacing Criteria</b>	0.92

**COEFFICIENT OF UTILIZATION - %**

Ceiling Reflect %	80			50			30		
Wall Reflect %	50	30	50	30	50	30	50	30	50
<b>RCR</b>	0	119	119	111	111	106	106	106	106
	2	107	104	102	100	99	97	97	97
	4	97	93	94	91	93	90	90	90
	6	90	85	88	84	86	83	83	83
	8	83	79	82	78	81	78	78	78
	10	78	73	77	73	76	72	72	72

**Zonal Cavity Method**  
Effective Floor Cavity Reflectance 20%

**ZONAL LUMEN SUMMARY**

ZONE	LUMENS	%LUMINAIRE
0-30	1,236.5	95.5%
0-40	1,294.2	100%
0-60	1,294.3	100%
60-90	0.0	0%
0-90	1,294.3	100%

**MULTIPLE UNIT DATA - (RCR 2)**

SPACING ON CENTER	INITIAL FOOTCANDLES	WATTS/ SQ. FT.
5'	61	0.59
6'	34	0.33
7'	24	0.23
8'	24	0.23
9'	15	0.15

38' x 38' x 10' Room. Workplan located 2-1/2' (30").  
Reflectance factor 80%/50%/30%

**CANDELAS DISTRIBUTION**

DEGREES/ VERTICAL	CANDELAS	DEGREES/ VERTICAL	CANDELAS
0	3,940	40	2
5	3,712	50	0
10	3,055	60	0
15	2,111	70	0
20	1,232	80	0
25	644	90	0
30	293		

# Ardito LED - A3RAR

3-1/2" Series

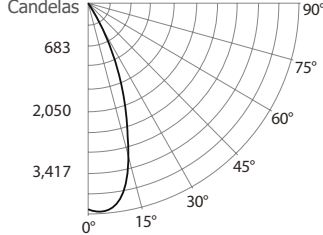
Ultra-Thin Profile Round Adjustable Regressed Trim

PHOTOMETRIC DATA



### 3,000K, 90+ CRI, Flood, Performance 1

#### CANDLEPOWER DISTRIBUTION



#### LIGHT CONE

Distance	FC	DIA
06'	5.4	3.8'
08'	42.1	5.1'
10'	26.9	6.4'
12'	18.7	7.7'
14'	13.7	9.0'
16'	10.5	10.2'

Beam: 40°  
Beam Edge defined as 50% of Maximum Nadir Candle-power.

#### LUMINAIRE

Performance 1 LED	3,000K Flood	
CBCP / Lumens	2,692	/ 1,257.3
Watts	120V	277V
	13.63W	13.97W
Operating AMPS	0.11A	0.05A
Lumen Maintenance	L70 @ 50,000 Hrs	
CRI	90+	
Lumens/Watt	92.24	
Spacing Criteria	0.98	

#### COEFFICIENT OF UTILIZATION - %

Ceiling Reflect %	80		50		30		
Wall Reflect %	50	30	50	30	50	30	
RCR	0	119	119	111	111	106	106
	2	106	103	101	99	98	96
	4	96	91	93	89	91	88
	6	87	82	85	81	84	80
	8	80	75	78	74	78	74
	10	74	69	73	69	72	68

Zonal Cavity Method  
Effective Floor Cavity Reflectance 20%

#### ZONAL LUMEN SUMMARY

ZONE	LUMENS	%LUMINAIRE
0-30	1,170.6	93.1%
0-40	1,255.4	99.9%
0-60	1,257.3	100%
60-90	0.0	0%
0-90	1,257.3	100%

#### MULTIPLE UNIT DATA - (RCR 2)

SPACING ON CENTER	INITIAL FOOTCANDLES	WATTS/SQ. FT.
5'	59	0.58
6'	33	0.33
7'	23	0.23
8'	23	0.23
9'	15	0.15

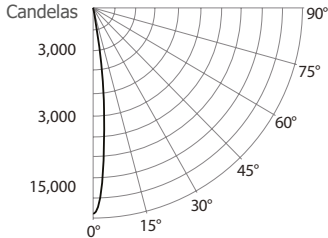
38' x 38' x 10' Room. Workplan located 2-1/2' (30").  
Reflectance factor 80%/50%/30%

#### CANDELAS DISTRIBUTION

DEGREES/VERTICAL	CANDELAS	DEGREES/VERTICAL	CANDELAS
0	2,692	40	11
5	2,715	50	0
10	2,508	60	0
15	1,952	70	0
20	1,329	80	0
25	847	90	0
30	391		

### 3,000K, 90+ CRI, Spot, Performance 2

#### CANDLEPOWER DISTRIBUTION



#### LIGHT CONE

Distance	FC	DIA
06'	5.4	1.6'
08'	269.4	2.2'
10'	172.4	2.7'
12'	119.7	3.2'
14'	88	3.8'
16'	67.3	4.3'

Beam: 15°  
Beam Edge defined as 50% of Maximum Nadir Candle-power.

#### LUMINAIRE

Performance 2 LED	3,000K Spot	
CBCP / Lumens	17,240	/ 1,923.2
Watts	120V	277V
	23.69W	24.01W
Operating AMPS	0.19A	0.086A
Lumen Maintenance	L70 @ 50,000 Hrs	
CRI	90+	
Lumens/Watt	81.18	
Spacing Criteria	0.5	

#### COEFFICIENT OF UTILIZATION - %

Ceiling Reflect %	80		50		30		
Wall Reflect %	50	30	50	30	50	30	
RCR	0	121	121	113	113	108	108
	2	110	107	105	103	103	101
	4	103	99	100	97	98	95
	6	96	93	94	91	93	91
	8	91	88	90	87	89	86
	10	87	84	86	83	86	83

Zonal Cavity Method  
Effective Floor Cavity Reflectance 20%

#### ZONAL LUMEN SUMMARY

ZONE	LUMENS	%LUMINAIRE
0-30	1,883.2	97.9%
0-40	1,922.6	100%
0-60	1,923.0	100%
60-90	0.0	0%
0-90	1,923.2	100%

#### MULTIPLE UNIT DATA - (RCR 2)

SPACING ON CENTER	INITIAL FOOTCANDLES	WATTS/SQ. FT.
5'	92	1.02
6'	52	0.57
7'	36	0.4
8'	36	0.4
9'	23	0.25

38' x 38' x 10' Room. Workplan located 2-1/2' (30").  
Reflectance factor 80%/50%/30%

#### CANDELAS DISTRIBUTION

DEGREES/VERTICAL	CANDELAS	DEGREES/VERTICAL	CANDELAS
0	17,240	40	1
5	12,102	50	0
10	5,541	60	0
15	2,109	70	0
20	1,173	80	0
25	699	90	0
30	278		

# CONTRASTE

1009, rue du Parc Industriel  
Lévis (Québec) G6Z 1C5 Canada  
Tel.: 1-888-839-4624  
Fax.: 1-877-839-7057  
contrastlighting.com  
info@contrastlighting.com

© 2017 Contrast Lighting M.L. Inc.  
All rights reserved

Contrast Lighting M.L. Inc. reserves the right to make changes in specifications and/or to discontinue any product at any time without notice or obligation and will not be liable for any consequences resulting from the use of this publication.

# Ardito LED - A3RAR

3-1/2" Series

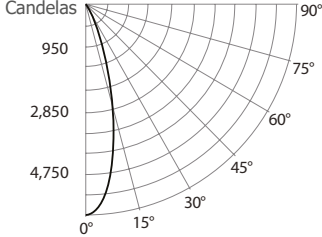
Ultra-Thin Profile Round Adjustable Regressed Trim

PHOTOMETRIC DATA



**3,000K, 90+ CRI, Narrow Flood, Performance 2**

**CANDLEPOWER DISTRIBUTION**



**LIGHT CONE**

Distance	FC	DIA
06'	5.4	3.4'
08'	89.0	4.5'
10'	57.0	5.6'
12'	39.6	6.8'
14'	29.1	7.9'
16'	22.3	9.0'

Beam: 32°  
Beam Edge defined as 50% of Maximum Nadir Candle-power.

**LUMINAIRE**

Performance 2 LED	3,000K	Narrow Flood
CBCP / Lumens	5,699 /	1,868.7
Watts	120V	277V
	23.05W	23.29W
Operating AMPS	0.19A	0.08A
Lumen Maintenance	L70 @ 50,000 Hrs	
CRI	90+	
Lumens/Watt	81.07	
Spacing Criteria	0.89	

**COEFFICIENT OF UTILIZATION - %**

Ceiling Reflect %	80		50		30		
Wall Reflect %	50	30	50	30	50	30	
RCR	0	119	119	111	111	106	106
	2	107	104	102	100	99	97
	4	97	93	94	91	93	90
	6	90	85	88	84	86	83
	8	83	79	82	78	81	78
	10	78	73	77	73	76	72

Zonal Cavity Method  
Effective Floor Cavity Reflectance 20%

**ZONAL LUMEN SUMMARY**

ZONE	LUMENS	%LUMINAIRE
0-30	1,785.1	95.5%
0-40	1,868.5	100%
0-60	1,868.7	100%
60-90	0.0	0%
0-90	1,868.7	100%

**MULTIPLE UNIT DATA - (RCR 2)**

SPACING ON CENTER	INITIAL FOOTCANDLES	WATTS/SQ. FT.
5'	88	1.01
6'	50	0.57
7'	35	0.39
8'	35	0.39
9'	22	0.25

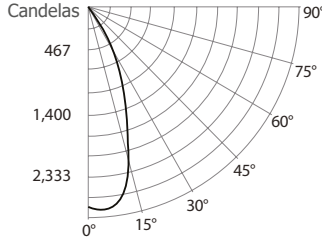
38' x 38' x 10' Room. Workplan located 2-1/2' (30").  
Reflectance factor 80%/50%/30%

**CANDELAS DISTRIBUTION**

DEGREES/VERTICAL	CANDELAS	DEGREES/VERTICAL	CANDELAS
0	5,699	40	2
5	5,377	50	0
10	4,410	60	0
15	3,039	70	0
20	1,777	80	0
25	931	90	0
30	407		

**3,000K, 90+ CRI, Flood, Performance 2**

**CANDLEPOWER DISTRIBUTION**



**LIGHT CONE**

Distance	FC	DIA
06'	5.4	4.3'
08'	62.7	5.8'
10'	40.1	7.2'
12'	27.9	8.7'
14'	20.5	10.1'
16'	15.7	11.5'

Beam: 40°  
Beam Edge defined as 50% of Maximum Nadir Candle-power.

**LUMINAIRE**

Performance 2 LED	3,000K	Flood
CBCP / Lumens	4,012 /	1,878.2
Watts	120V	277V
	23.05W	23.29W
Operating AMPS	0.19A	0.08A
Lumen Maintenance	L70 @ 50,000 Hrs	
CRI	90+	
Lumens/Watt	81.48	
Spacing Criteria	0.98	

**COEFFICIENT OF UTILIZATION - %**

Ceiling Reflect %	80		50		30		
Wall Reflect %	50	30	50	30	50	30	
RCR	0	119	119	111	111	106	106
	2	106	103	101	99	98	96
	4	96	91	93	89	91	88
	6	87	82	85	81	84	80
	8	80	75	78	74	78	74
	10	74	69	73	69	72	68

Zonal Cavity Method  
Effective Floor Cavity Reflectance 20%

**ZONAL LUMEN SUMMARY**

ZONE	LUMENS	%LUMINAIRE
0-30	1,747.1	93%
0-40	1,875.4	99.8%
0-60	1,878.2	100%
60-90	0.0	0%
0-90	1,878.2	100%

**MULTIPLE UNIT DATA - (RCR 2)**

SPACING ON CENTER	INITIAL FOOTCANDLES	WATTS/SQ. FT.
5'	88	1.01
6'	50	0.57
7'	34	0.39
8'	34	0.39
9'	22	0.25

38' x 38' x 10' Room. Workplan located 2-1/2' (30").  
Reflectance factor 80%/50%/30%

**CANDELAS DISTRIBUTION**

DEGREES/VERTICAL	CANDELAS	DEGREES/VERTICAL	CANDELAS
0	4,012	40	19
5	4,053	50	0
10	3,761	60	0
15	2,915	70	0
20	1,974	80	0
25	1,268	90	0
30	582		

# CONTRASTE

1009, rue du Parc Industriel  
Lévis (Québec) G6Z 1C5 Canada  
Tel.: 1-888-839-4624  
Fax.: 1-877-839-7057  
contrastlighting.com  
info@contrastlighting.com

© 2017 Contrast Lighting M.L. Inc.  
All rights reserved

Contrast Lighting M.L. Inc. reserves the right to make changes in specifications and/or to discontinue any product at any time without notice or obligation and will not be liable for any consequences resulting from the use of this publication.

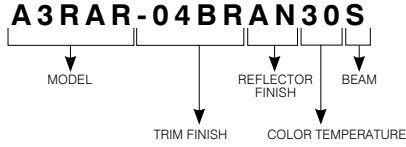
# Ardito LED - A3RAR

3-1/2" Series

## Ultra-Thin Profile Round Adjustable Regressed Trim



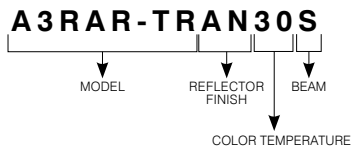
### TRIM WITH FLANGE CODIFICATION EXAMPLE



### TRIM WITH FLANGE ORDERING CODE **A3RAR**

MODEL	TRIM FINISHES	REFLECTOR FINISHES	COLOR TEMPERATURES	BEAMS
<b>A3RAR</b>				
<b>A3RAR</b>	<b>-03</b> 24K Gold Plated	<b>Specular</b>	<b>27</b> 2,700K	<b>S</b> Spot (15°)
	<b>-04</b> Chrome	<b>CL</b> Clear	<b>30</b> 3,000K	<b>M</b> Narrow Flood (30°)
	<b>-04BR</b> Brushed Chrome		<b>35</b> 3,500K	<b>W</b> Flood (42°)
	<b>-11</b> Matte White	<b>Painted</b>	<b>40</b> 4,000K	
	<b>-12BR</b> Brushed Nickel	<b>11</b> Matte White		
	<b>-13</b> Satin Nickel	<b>22</b> Matte Black	<b>CT</b> Color Tuning (only with Narrow Flood and Flood beams)	
	<b>-17</b> Antique Nickel	<b>AN</b> Anodized		
	<b>-22</b> Matte Black	<b>BK</b> Black		
			<b>WD</b> Warm Dimming (only with Narrow Flood and Flood beams)	

### FLANGELESS TRIM OPTION CODIFICATION EXAMPLE



### FLANGELESS TRIM OPTION ORDERING CODE **A3RAR-TR** (see next page for mud-in-plate ordering code)

MODEL	REFLECTOR FINISHES	COLOR TEMPERATURES	BEAMS
<b>A3RAR</b>			
<b>A3RAR-TR</b>	<b>Specular</b>	<b>27</b> 2,700K	<b>S</b> Spot (15°)
	<b>CL</b> Clear	<b>30</b> 3,000K	<b>M</b> Narrow Flood (30°)
		<b>35</b> 3,500K	<b>W</b> Flood (42°)
	<b>Painted</b>	<b>40</b> 4,000K	
	<b>11</b> Matte White		
	<b>22</b> Matte Black	<b>CT</b> Color Tuning (only with Narrow Flood and Flood beams)	
	<b>AN</b> Anodized		
	<b>BK</b> Black		
		<b>WD</b> Warm Dimming (only with Narrow Flood and Flood beams)	

# CONTRASTE

1009, rue du Parc Industriel  
 Lévis (Québec) G6Z 1C5 Canada  
 Tel.: 1-888-839-4624  
 Fax.: 1-877-839-7057  
 contrastlighting.com  
 info@contrastlighting.com

© 2017 Contrast Lighting M.L. Inc.  
 All rights reserved

Contrast Lighting M.L. Inc. reserves the right to make changes in specifications and/or to discontinue any product at any time without notice or obligation and will not be liable for any consequences resulting from the use of this publication.

# Ardito LED - A3RAR

3-1/2" Series

## Ultra-Thin Profile Round Adjustable Regressed Trim



### ORDERING CODE for lenses and reflectors replacement

For future on-site modifications of the light distribution.

#### Lenses (to modify light diffusion)

Clear: **103036**                      Prismatic: **104039**  
Frosted: **317240**                      Honeycombs: **104040**  
Linear: **104037**  
Solite: **104038**

#### Reflectors (to modify the beam angle)

For a Spot: **103942**  
For a Narrow Flood: **103912**  
For a Flood: **103943**

### ORDERING CODE for Mud-in-Plate

#### MIPA3R

Consult housing specification sheet for more details.

# CONTRASTE

1009, rue du Parc Industriel  
Lévis (Québec) G6Z 1C5 Canada  
Tel.: 1-888-839-4624  
Fax.: 1-877-839-7057  
contrastlighting.com  
info@contrastlighting.com

© 2017 Contrast Lighting M.L. Inc.  
All rights reserved

Contrast Lighting M.L. Inc. reserves the right to make changes in specifications and/or to discontinue any product at any time without notice or obligation and will not be liable for any consequences resulting from the use of this publication.